

MILA

Lima, May 6, 2021

Peru

The General Index of the BVL ended today's session with a negative result of -0.45%. Then, the S&P / BVL Peru SEL varied by -0.20% while the S&P / BVL LIMA 25 by -0.56%. The PEN spot reached S / 3.8170. Holder: Withdrawal of AFP: how will the withdrawal of the S / . 17,600 after push approval.

Chile:

The IPSA index closed the day with a negative return of -1.56%. The least benefited sectors of the conference were Technology (-3.37%) and Basic Materials (-2.72%). On the other hand, the securities with the worst performance were Banco de Crédito e Inversiones (-3.97%) and Empresa Nacional de Telecomunicaciones (-3.61%). Headline: Consumer Confidence Suffers Biggest Setback in April in IPSOS International Measurement.

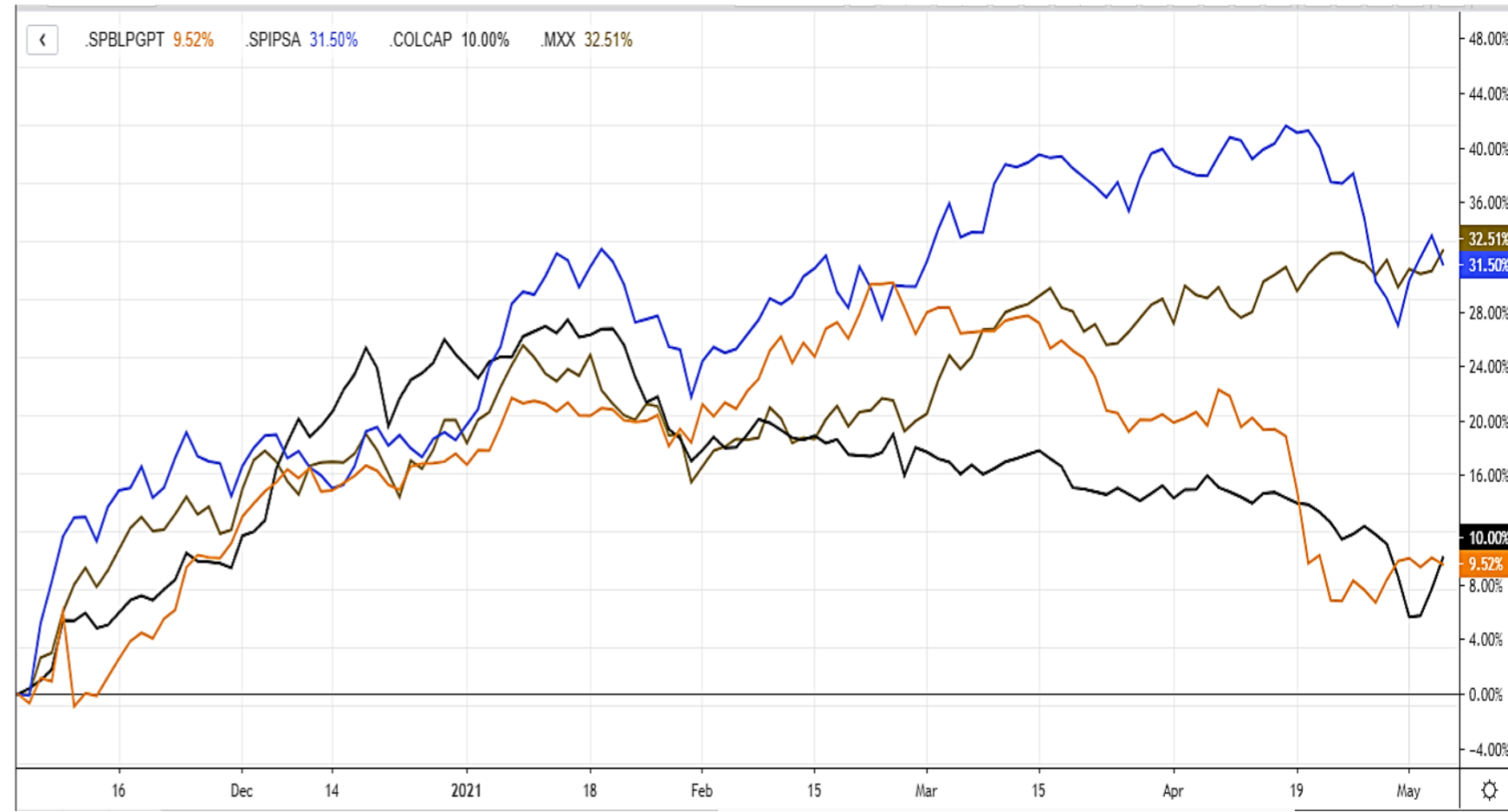
Colombia:

The COLCAP index closed today with a positive return of + 2.14%. The sectors that benefited the most from the conference were Basic Materials (+ 3.40%) and Finance (+ 2.09%). The stocks with the best performance were Grupo Argos SA (+ 6.10%) and Banco Davivienda (+ 4.90%). Headline: Colombian Banking Boosts Pilots With Cryptocurrencies

Mexico:

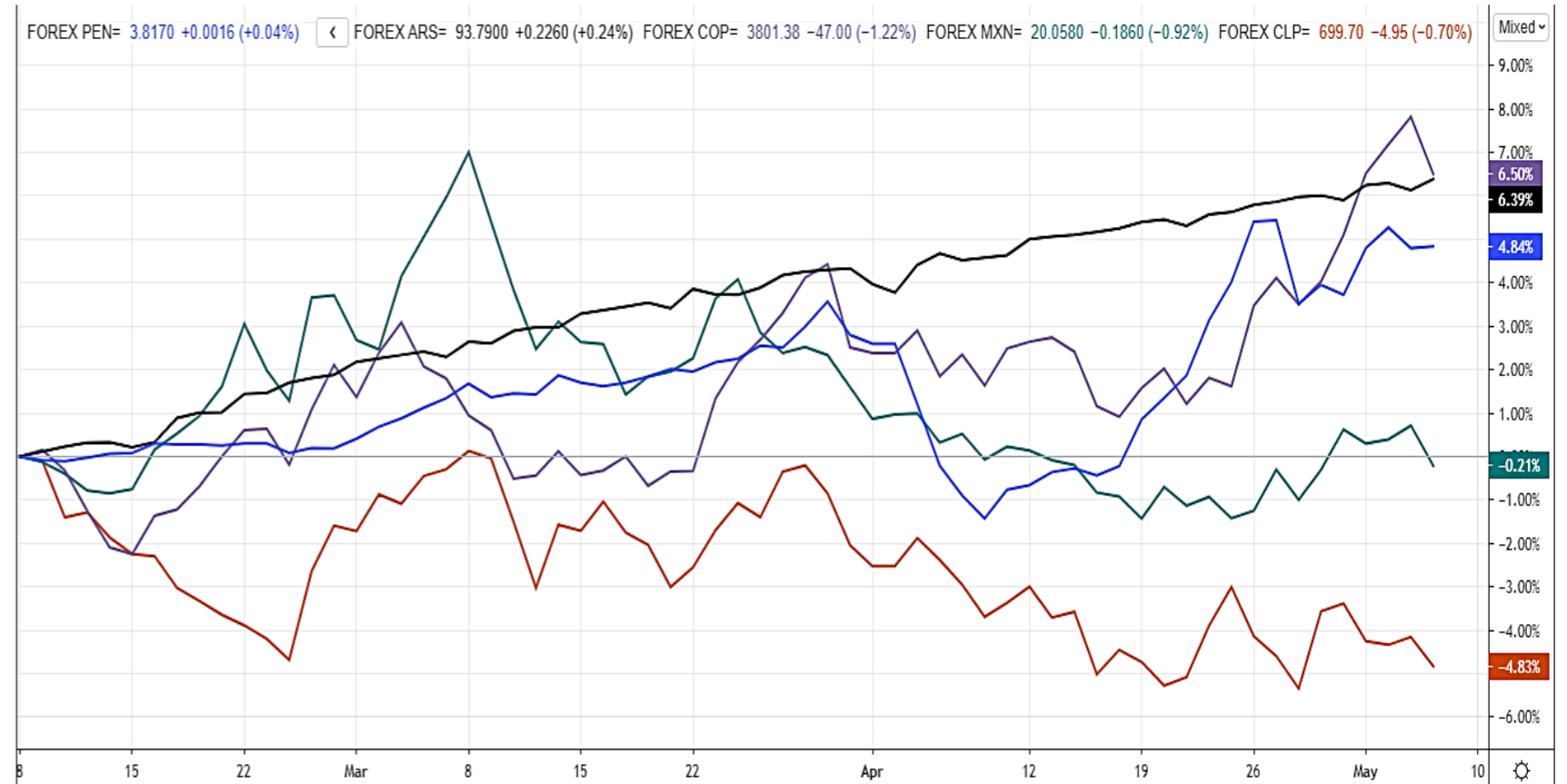
The IPC index closed the day with a positive return of + 1.11%. The sectors that benefited the most from the conference were Basic Materials (+ 2.81%) and Technology (2.04%). The best performing stocks were Industrias Penoles SAB de CV (+ 3.59%) and Grupo México SAB de CV (+ 3.25%). Headline: BBVA raises its estimate of Mexico's GDP for this year to 4.7%

MILA: Stock Indices (6 months)



Currency

MILA: Foreign Exchange Indices (3 Months)



RIC	Name	Last	Pct. Chng	Net. Chng	Close	Currency
ARS=	Argentine Peso	93.79	0.24 %	+0.226	93.79	ARS
BRL=	Brazilian Real	5.2765	0.01 %	+0.0005	5.276	BRL
CLP=	Chilean Peso	699.7		0	699.7	CLP
COP=	Colombian Peso	3801.38		0	3801.38	COP
MXN=	Mexican Peso	20.0871	0.15 %	+0.0291	20.058	MXN
PEN=	Peru Sol	3.817	0.04 %	+0.0016	3.817	PEN

MILA: Main Indexes

RIC	Name	Last	1-day Price PC...	Close	Currency
.SPIPSA	S&P IPSA TR	4630.72	-1.56 %	4704.25	CLP
.SPCLXIGPA	S&P/CLX IGPA TR	23356.29	-1.48 %	23707.87	CLP
./COLSC	COLSC/d	951.41	-0.54 %	956.61	COP
.COLCAP	COLCAP Index	1266.56	2.14 %	1240.04	COP
./SPBPLPGPT	S&P/BVL GENERA/d	19521.03	-0.45 %	19608.83	PEN
./SPBLPSPT	S&P/BVL SELECT/d	522.04	-0.20 %	523.06	PEN
./MXX	IPC/d	48934.91	1.11 %	48399.8	MXN
.SPMILAPN	SP MILA40 Net TR	934.946	0.20 %	933.0398	PEN
./SPBL25PT	S&P/BVL LIMA 2/d	25730.62	-0.56 %	25875.16	PEN

WORLD

RIC	Name	Last	1-day Price PC...	Volume	Volume30d	Volume60d	YTD%
/SPX	S&P 500 INDEX/d	4201.62	0.82 %				11.86 %
/SPIPSA	S&P IPSA TR	4630.72	-1.56 %				10.86 %
/SPBPLPGPT	S&P/BVL GENERA/d	19521.03	-0.45 %				-6.25 %
/IMOEX	MOEX Russia Ind.	3658.27	0.40 %				11.23 %
/CSI300	CSI300 INDEX/d	5070.8106	-1.22 %	104109	136693	165580	-2.70 %
/BSESN	S&P SENSEX/d	49328.81	0.56 %	281	12704912	15435729	3.30 %
/FCHI	CAC 40 INDEX/d	6357.09	0.28 %	86375499	73096869	82650366	14.51 %
/IMXX	IPC/d	48934.91	1.11 %	241871284	153188128	179159208	11.05 %
/IBEX	IBEX 35 INDEX/d	8982.2	0.16 %		179614306	197836655	11.25 %
/GSPTE	S&P/TSX COMP I/d	19290.98	-0.10 %	244318548	210627836	252286950	10.66 %
/STI	STRAITS TIMES/d	3196.5	0.62 %	99881800	243211556	271472137	12.41 %
/FTMIB	FTSE MIB/d	24495.07	0.13 %	732681999	388969827	468465656	10.17 %
/NSEI	NIFTY 50/d	14842.4	0.73 %	19977	508737833	564740950	6.16 %
/AXJO	S&P/ASX 200	7086.2	-0.48 %	292104080	552778740	610199468	7.58 %
/FTSE	FTSE 100 INDEX/d	7076.17	0.52 %	764405423	712687353	791006208	9.53 %
/IXIC	NASDAQ COMPOS/d	13632.842	0.37 %	1042836481	895666738	1088807900	5.78 %
/TOPX	TOPIX INDEX	1932.56	1.54 %	68517	1182525333	1312981667	7.10 %
/STOXX	STXE 600 PR/d	441.02	-0.12 %		1816887242	2072185264	10.52 %
/HSI	HANG SENG INDE/d	28781.56	0.77 %	825163545	1907772172	2500309311	5.69 %
/BVSP	BVSP BOVESPA I/d	119920.61	0.30 %	8779561	8594168000	9764923450	0.76 %
/SSEC	SSE COMPOSITE/d	3455.7854	-0.16 %	229221	27868758223	30478436980	-0.49 %

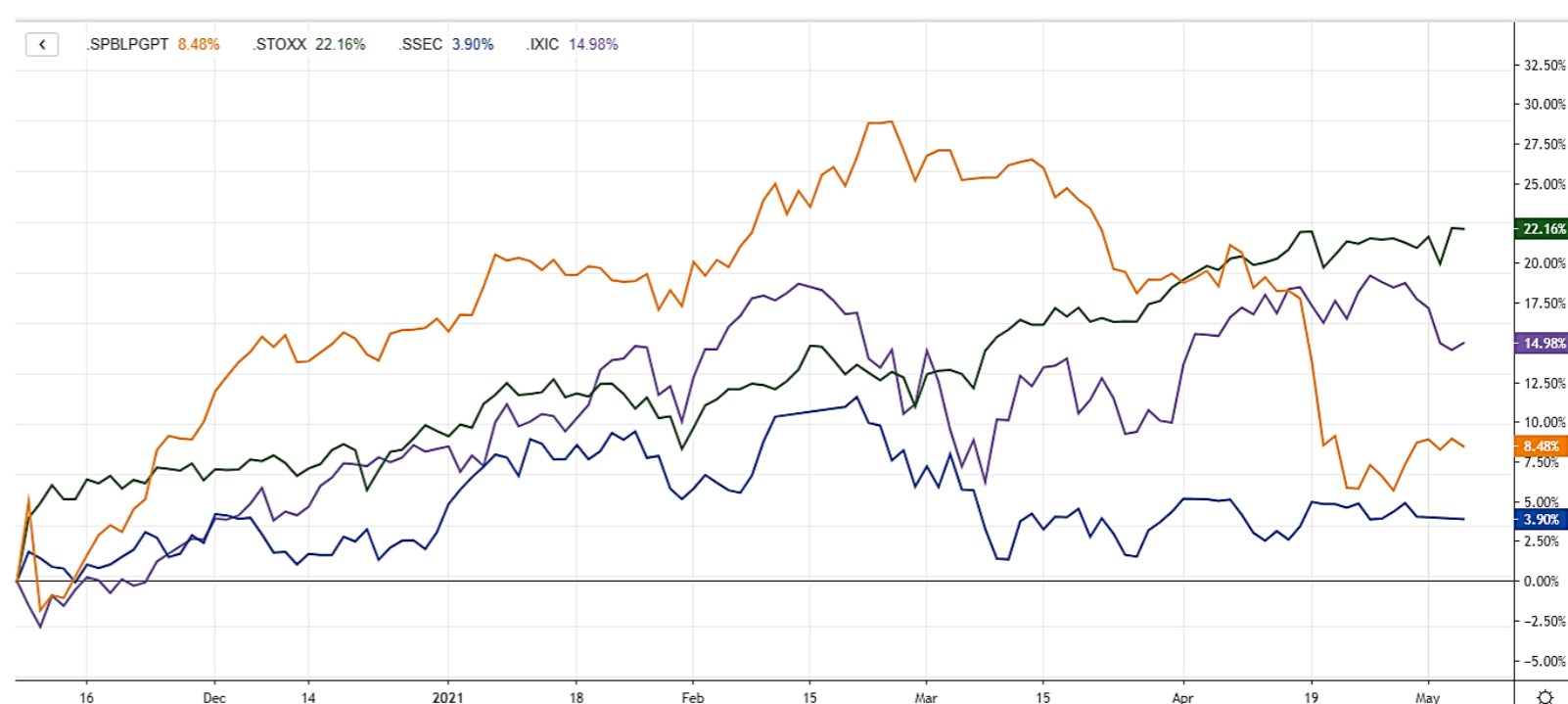
CURRENCY

RIC	Nombre	Currency	1D	Ask Price	Bid Price
CAD=	Canadian Dollar	CAD	0.12 %	1.2152	1.2148
CNY=	Chinese Renminbi	CNY	-0.01 %	6.4678	6.4598
EUR=	Euro	USD	0.02 %	1.2068	1.2064
GBP=	British Pound	USD	0.17 %	1.3889	1.3885
JPY=	Japanese Yen	JPY		109.11	109.08
KRW=	Korean Won	KRW	0.03 %	1120.63	1120.28

MAIN ETF'S

Name	RIC	Last	1-day Price PC...	Vol 30d	Volat. 3...	% YTD	% YTD (U...
SPDR S&P 500/d	/SPY	419.07	0.80 %	75,793,891	10.04	12.09 %	12.09 %
ISH MSCI EAFE/d	/EFA	79.51	0.82 %	19,353,303	13.51	8.98 %	8.98 %
ISH IBOXX \$ HI/d	/HYG	87.27	-0.03 %	20,263,603	3.08	-0.03 %	-0.03 %
SPDR FINANCL S/d	/XLF	37.58	1.49 %	46,208,403	14.70	27.48 %	27.48 %
VNCK VCTR GLD /d	/GDX	36.76	3.23 %	19,676,831	29.05	2.05 %	2.05 %
ISH RSL 2000/d	/IWM	222.59	0.09 %	27,412,918	19.80	13.53 %	13.53 %
INVSC SOLAR/d	/TAN	74.45	-2.32 %	1,873,781	43.46	-27.55 %	-27.55 %
NASDAQ BIOTC/d	/BIBB39.SA	52.10				-1.57 %	
US BRENT OIL F/d	/BNO	17.35	-0.77 %	933,703	28.93	34.71 %	34.70 %
SPDR DJI AVERA/d	/DIA	345.51	0.94 %	3,754,432	8.86	12.99 %	12.99 %
SPDR S&P DIVDE/d	/SDY	126.40	0.81 %	410,344	10.34	19.32 %	19.32 %
E.II-S.US.CON./d	/ZPDS.DE	27.69	0.87 %	5,508	11.16	7.24 %	5.23 %
GRAYSCALE BI O/d	/GBTC.PK	45.21	-1.86 %	8,578,595	74.64	41.27 %	41.27 %
VANGUARD RL ES/d	/VNO	97.16	0.56 %	4,575,330	12.14	14.40 %	14.40 %
ISH CHINA LG C/d	/FXI	45.93	0.28 %	18,166,384	16.14	-1.08 %	-1.08 %
ISH GBL CONS S/d	/KXI	61.08	1.34 %	32,785	10.18	4.80 %	4.80 %

INDEXES: 6 MONTHS



GLOBAL OVERVIEW

United States:

The main US indexes closed with positive results, due to an increase in the price of raw materials which stimulates the increase in inflation and leads investors to change their positions in the stock markets. The S&P 500 closed higher with all its sectors positive. The most benefited shares were Iron Mountain Inc + 7.54% and Kellogg Co + 7.07%. On the other hand, the Labor Department shows that weekly jobless claims are falling even more than expected, delivering good news about employment and economic stability to investors. On the other hand, Biden decided to support the IP exemption for COVID-19 vaccines, with the goal of reducing vaccine shortages. In this way, pharmaceutical companies have been affected, which were the main opponents of this proposal. Lastly, President Biden said that a 25% tax rate could help fund the spending program, raising questions from investors about the current situation. Thus, the S&P 500 + 0.82%, the NASDAQ + 0.37% and the DOW JONES + 0.93% closed the day with gains.

Europe:

European stocks ended the session mostly higher following the announcement of declining U.S. jobless claims numbers. The Stoxx 600 closed lower dragged down by the Travel & Leisure sector -1.70% after operator Trainline reported annual losses. Similarly, oil stocks were affected by the fall in crude oil prices. Conversely, food and utilities sectors led gains on the back of solid reports from companies in the sector. In individual stocks, Anheuser-Busch InBev gained 5.20% after it reported first quarter earnings above expectations. On the other hand, shares of biotech companies BioNtech and CureVac, plunged after the U.S. and the European Union (EU) favored suspending patents on the COVID-19 vaccine. In London, the Central Bank of England slowed the pace of its bond-buying program, although it emphasized that it will maintain its monetary policy stance. This calmed investors and boosted gains- German FTSE 100 +0.52%; DAX +0.17%; CAC +0.28%; Stoxx 600 -0.12% closed mostly higher.

Asia:

The main Asian markets ended the day with mixed results, as investors are waiting for the employment report from the United States. After celebrating public holidays in the various countries, the indexes returned to trading on Thursday. In China, stocks fell due to tensions between China and the West. The worst-hit sector was healthcare as vaccine manufacturers pulled back after U.S. President Joe Biden gave his support to the waiver of intellectual property rights for COVID-19 vaccines. In Japan, stocks rose to their biggest percentage gain in two weeks after cyclical stocks rose. Notable stocks included Nissan Motor +2.92%, after selling its approximately 1.5% stake in Germany's Daimler. In South Korea, the KOSPI index posted its biggest gain in three weeks, due to optimism around corporate earnings. In India, despite concerns over record peaks in daily coronavirus infections, it posted positive results, boosted by information technology companies. Thus, S&P / ASX 200 -0.48%, KOSPI +1.00%, NIKKEI +1.80%, CSI300 -1.22%, Nifty 50 +0.73% and SZSE Component -1.58% closed mixed

LIMA

RIC	Name		Moneda	Precio	1D	5D	30D	YTD	Beta	Dividend Yield ▲
/SPBLPGPT	S&P/BVL GENERA/d	🕒 ▼	PEN	19484.2	-0.6 %	1.56 %	-12.29 %		1.00	Unable to collect...
/CVERDEC1.LM	CERRO VERDE/d	🕒 ▼	USD	22.75	-4.6 %	25.76 %	-11.05 %	11.40 %	1.11	
/ENDISPC1.LM	ENEL DIST PERU/d	🕒 ▲	PEN	4.95		21.03 %	-15.76 %	-5.63 %	0.39	
/UNACEMC1.LM	UNACEM/d	🕒 ▼	PEN	1.5		20.97 %	-15.73 %	-2.54 %	1.06	0.84 %
/INRETC1.LM	INRETAIL PERU/d	🕒 ▲	USD	35.4	1.09 %	3.11 %	-17.98 %	-6.17 %	0.59	1.39 %
/BACKUSI1.LM	BACKUS JOHNSTO/d	🕒 ▲	PEN	19.8		5.32 %	-12.39 %	-1.74 %	0.37	1.84 %
/SCCO.LM	SOUTHERN COPPE/d	🕒 ▲	USD	69.4	-0.4 %	-4.08 %	-6.61 %	6.20 %	1.13	2.30 %
/ALICORC1.LM	ALICORP/d	🕒 ▼	PEN	6.6	-2.941 %	-1.49 %	-13.83 %	-4.19 %	0.74	3.63 %
/CPACASC1.LM	CEM PACASMAYO/d	🕒 ▼	PEN	5.45		9.00 %	-8.09 %	2.83 %	0.75	3.85 %
/BBVAC1.LM	BCO BBVA PERU/d	🕒 ▲	PEN	2.07		7.81 %	-12.83 %	-2.79 %	0.79	3.98 %
/BVLAC1.LM	BOLSA DE LIMA/d	🕒 ▲	PEN	2.5		2.88 %	-0.74 %	4.62 %	0.15	4.60 %
/CASAGRC1.LM	CASA GRANDE/d	🕒 ▼	PEN	5.5	-1.786 %	24.15 %	-5.17 %	15.79 %	0.85	4.76 %
/BAP.LM	CREDICORP/d	🕒 ▲	USD	117.54	-1.64 %	-3.31 %	-19.86 %	-26.81 %	1.14	5.18 %
/IFS.LM	INTERCORP/d	🕒 ▼	USD	24.81	-3.12 %	-7.08 %	-15.90 %	-17.50 %	1.25	5.22 %
/ENGIEC1.LM	ENGIE ENERG PE/d	🕒 ▲	PEN	6.25	1.626 %	-0.64 %	-13.53 %	-7.35 %	0.36	5.25 %
/CORAREC1.LM	ACEROS AREQUIP/d	🕒	PEN	1.26			-6.50 %	4.90 %	0.58	5.68 %
/CORAREI1.LM	ACEROS AREQUIP/d	🕒 ▲	PEN	1.09		29.76 %	-2.56 %	25.91 %	1.15	5.68 %
/FERREYC1.LM	FERREYCORP/d	🕒 ▲	PEN	1.83	1.667 %	11.59 %	-14.77 %	10.22 %	1.16	8.81 %
/SIDERC1.LM	SIDER PERU/d	🕒 ▼	PEN	0.97	-1.02 %	24.36 %	5.69 %	26.83 %	1.18	10.63 %
/ENGEPEC1.LM	ENEL GEN PERU/d	🕒 ▲	PEN	2.05	2.439 %	8.47 %	-20.28 %	5.23 %	0.49	10.99 %
/ATACOBC1.LM	ATACUCHA/d	🕒 ▼	PEN	0.126	-0.787 %	13.51 %	-20.25 %	-8.70 %	1.86	
/BVN.LM	BUENAVENTURA/d	🕒 ▼	USD	9.73	-0.61 %	-1.82 %	-11.30 %	-18.92 %	1.36	
/AENZAC1.LM	AENZA/d	🕒 ▼	PEN	1.2	-4 %	-4.00 %	-31.43 %	-31.03 %	1.46	
/MINSURI1.LM	MINSUR/d	🕒 ▼	PEN	2.75		27.91 %	-2.48 %	48.65 %	1.14	
/NEXAPEC1.LM	NEXA RES PERU/d	🕒 ▲	PEN	3.2		18.52 %	-14.67 %	13.07 %	1.58	
/PML.LM	PANORO MINERAL/d	🕒 ▼	USD	0.12	-7.69 %	9.09 %	-20.00 %	13.21 %	1.97	
/RELAPAC1.LM	RELAPA SAA/d	🕒 ▼	PEN	0.117		11.43 %	-13.33 %	69.57 %	1.95	
/RIMSEGC1.LM	RIMAC SEGUROS/d	🕒	PEN	1.05			-8.70 %	6.36 %	0.56	
/TV.LM	TREVALI MINING/d	🕒 ▲	USD	0.175	3.55 %	10.76 %	10.76 %	19.05 %	2.47	
/VOLCABC1.LM	VOLCAN MINERA/d	🕒 ▼	PEN	0.71	-1.389 %	10.94 %	-14.46 %	36.54 %	1.64	

*Source : REfinitiv

RATING SOBERANO

CLASIFICACIONES DE RIESGO

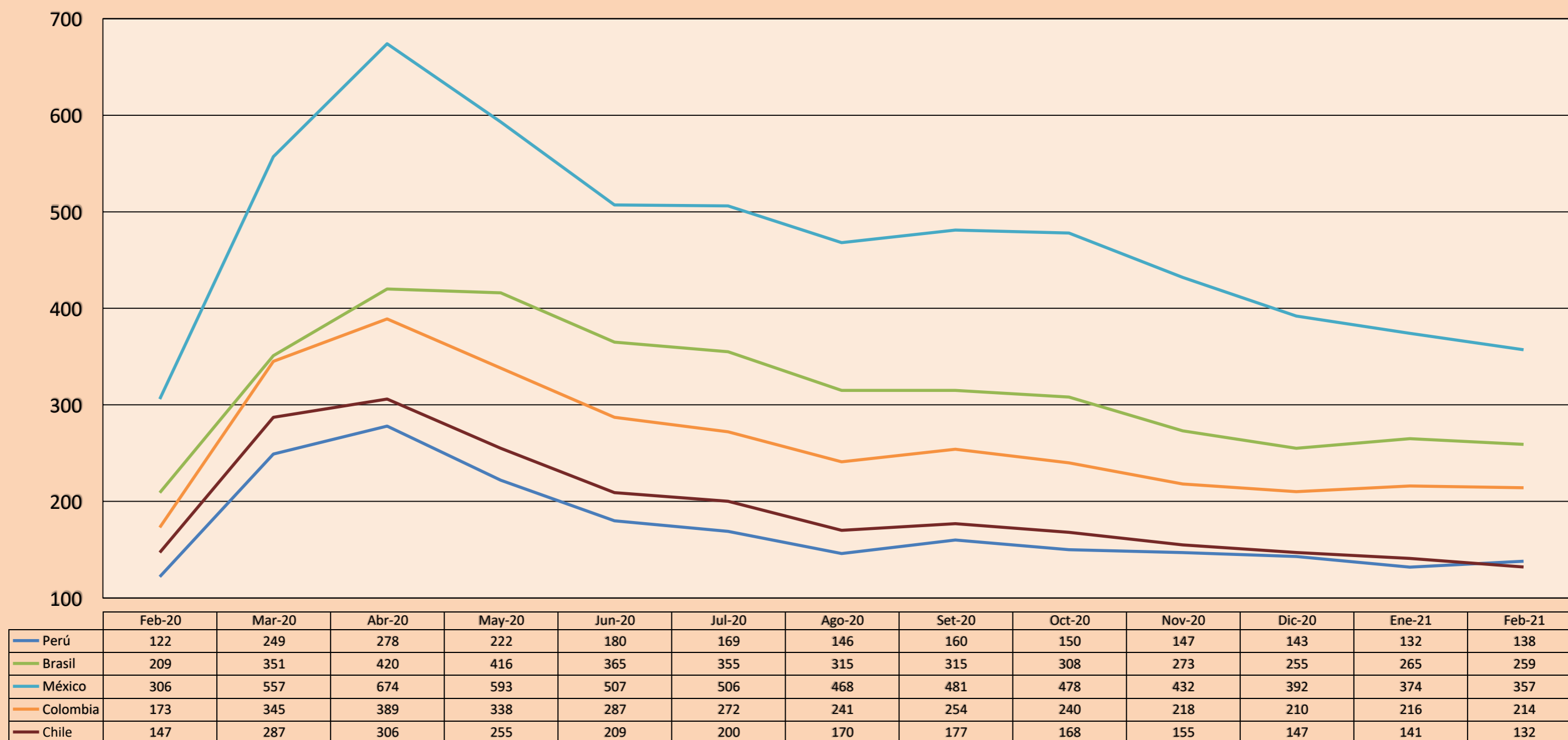
Moody's	S&P	Fitch		32
Aaa	AAA	AAA	Prime	
Aa1	AA+	AA+	Alto Grado	
Aa2	AA	AA		
Aa3	AA-	AA-		
A1	A+	A+	Grado Alto Medio	
A2	A	A		
A3	A-	A-		
Baa1	BBB+	BBB+	Grado Bajo Medio	
Baa2	BBB	BBB		
Baa3	BBB-	BBB-		
Ba1	BB+	BB+	Sin Grado de Inversión Especulativo	
Ba2	BB	BB		
Ba3	BB-	BB-		
B1	B+	B+	Altamente Especulativo	
B2	B	B		
B3	B-	B-		
Caa1	CCC+	CCC	Riesgo Sustancial Extremadamente Especulativo	
Caa2	CCC			
Caa3	CCC-			
Ca	CC	DDD	Poca esperanzas de Pago	
C	C			
	D			
		DD	Impago	
		D		

Source : Bloomberg

Rating Crédito Latinoamérica			
Clasificadora de riesgo			
País	Moody's	Fitch	S&P
Perú	A3	BBB+	BBB+
México	Baa1	BBB-	BBB
Venezuela	C	WD	SD
Brazil	Ba2	BB-	BB-
Colombia	Baa2	BBB-	BBB-
Chile	A1	A-	A
Argentina	Ca	WD	CCC+
Panamá	Baa2	BBB-	BBB

Source: Bloomberg

Riesgo País Latinoamérica (pbs)



Source: BCRP

Capital Markets Laboratory Coordinator: Economist Bruno Bellido
Collaboration: María Camarena, Alonso García, Adrian Paredes y Jairo Valverde
email: pulsobursatil@ulima.edu.pe
Facebook: www.facebook.com/pulsobursatil.ul