

MILA

Lima, May 11, 2021

Peru

The General Index of the BVL ended today's session with a negative result of -0.42%. Then, the S&P / BVL Peru SEL varied by +0.02% while the S&P / BVL LIMA 25 by -0.32%. The PEN spot reached S / 3.7037 Headline: S&P: "There is too much uncertainty to review Peru's rating".

Chile:

The IPSA index closed the day with a negative return of -1.17%. The sectors least benefited from the session were Basic Materials (-2.72%) and Real Estate (-2.63%). On the other hand, the worst performing stocks were Cencosud Shopping SA (-4.02%) and Cap Sa (-3.50%). Headline: Annuity Sales in Freefall: Down Almost 60% Year-to-Date.

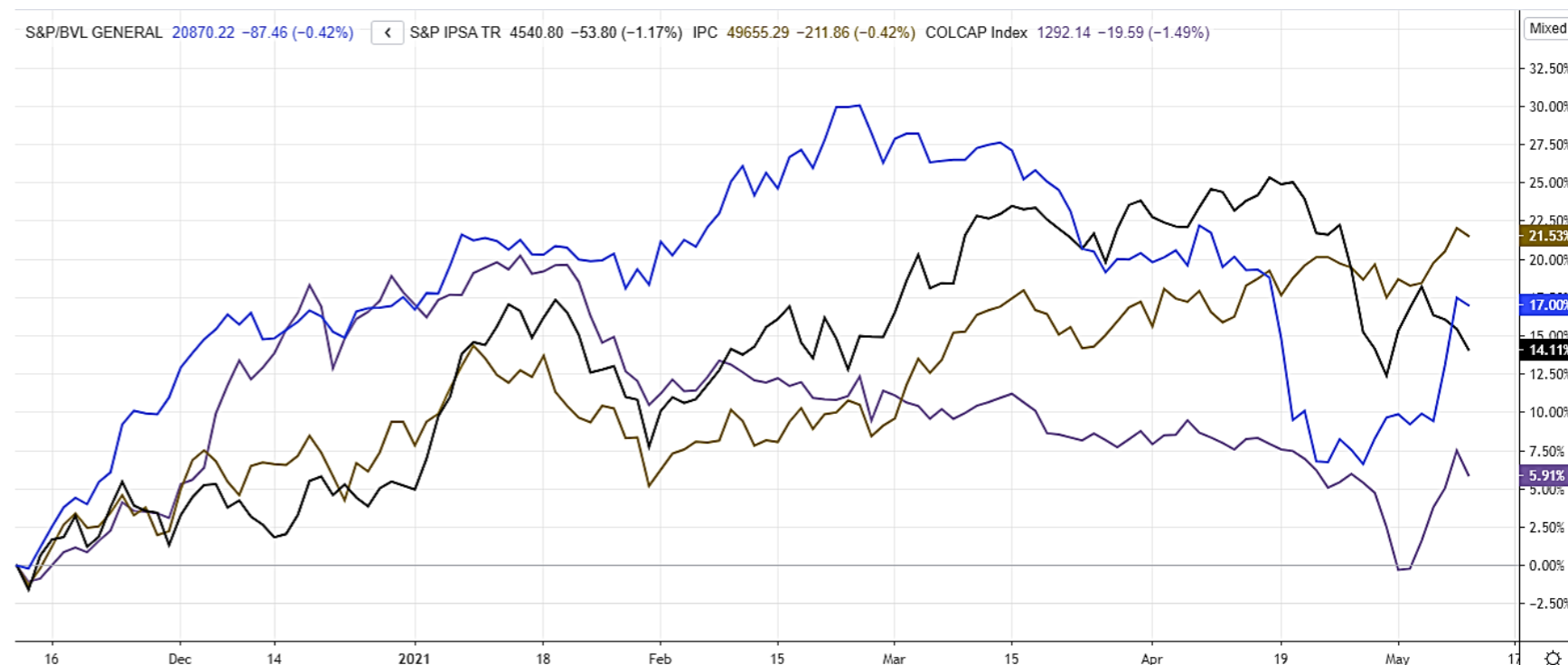
Colombia:

The COLCAP index closed today with a negative return of -1.49%. The sectors that benefited the least from the session were Technology (-2.80%) and Finance (-1.95%). The worst performing stocks were Corporación Financiera Colombiana (-5.56%) and Almacenes Éxito SA (-3.97%). Headline: Financial intermediation continues high

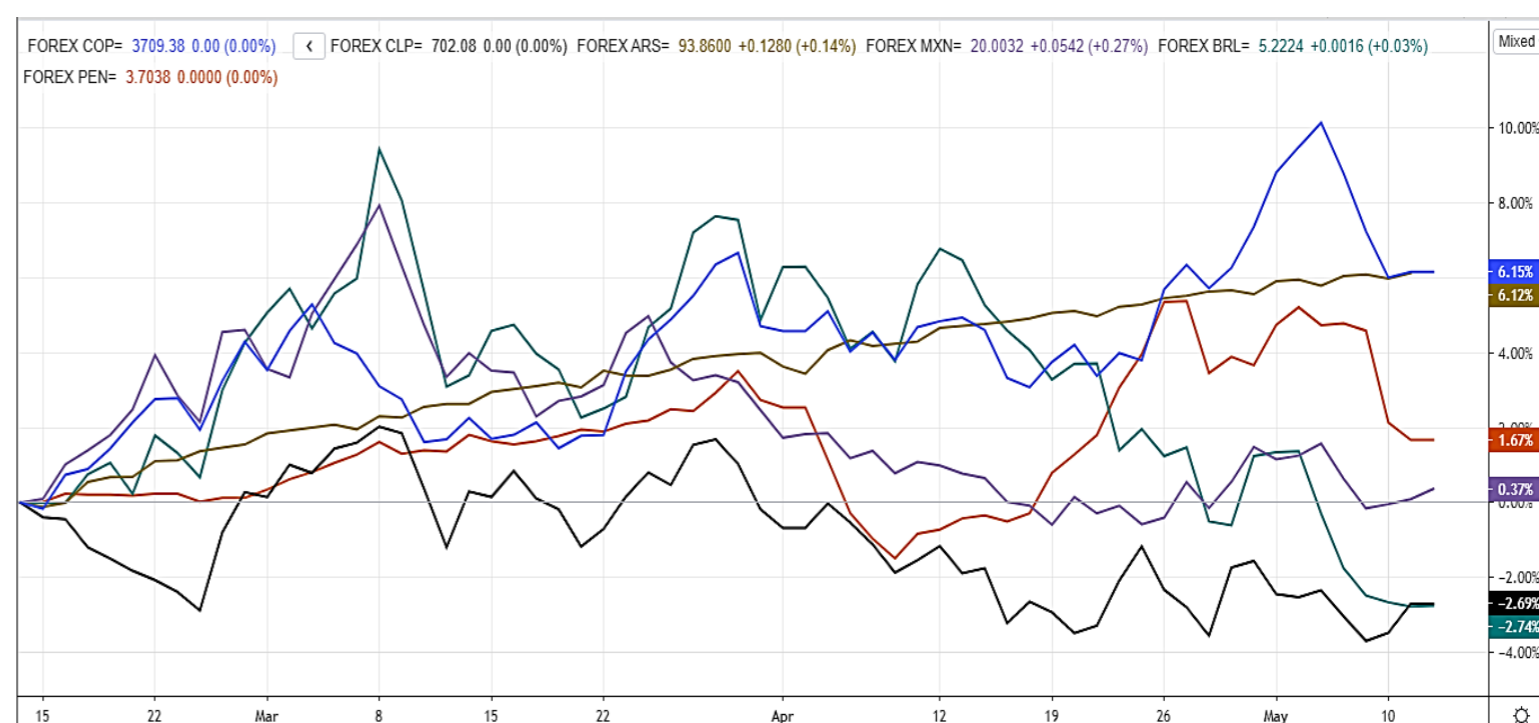
Mexico:

The IPC index closed the day with a negative return of -0.42%. The sectors least benefited from the session were Cyclical Consumption (-1.10%) and Finance (-0.94%). The worst performing stocks were Grupo SAB de CV (-3.35%) and Grupo Financiero Banorte SAB de CV (-2.24%). Headline: Insurance sector in Mexico, without substantive changes, faces new challenges due to pandemic: Treasury

MILA: Stock Indices (6 months)



MILA: Foreign Exchange Indices (3 Months)



Currency

RIC	Name	Currency	Last	Pct. Chng	Net. Chng	Close
ARS=	Argentine Peso	▲ ARS	93.86	0.14%	+0.128	93.86
BRL=	Brazilian Real	▲ BRL	5.2224	0.03%	+0.0016	5.2208
CLP=	Chilean Peso	▼ CLP	702.08		0	702.08
COP=	Colombian Peso	▼ COP	3709.38		0	3709.38
MXN=	Mexican Peso	▲ MXN	19.996	0.24%	+0.047	19.949
PEN=	Peru Sol	▲ PEN	3.7038		0	3.7038

MILA: Main Indexes

RIC	Name		Last	1-day Price PC...	Close	Currency
.SPIPSA	S&P IPSA TR	▲	4540.8	-1.17 %	4594.6	CLP
.SPCLXIGPA	S&P/CLX IGPA TR	▼	22906.49	-1.18 %	23179.41	CLP
./COLSC	COLSC/d	⌚ ▲	975.73	-0.62 %	981.79	COP
.COLCAP	COLCAP Index	▲	1292.14	-1.49 %	1311.73	COP
./SPBLPGPT	S&P/BVL GENERA/d	⌚ ▼	20870.22	-0.42 %	20957.68	PEN
./SPBLPSPT	S&P/BVL SELECT/d	⌚ ▼	553.97	0.02 %	553.84	PEN
./MXX	IPC/d	⌚ ▲	49655.29	-0.42 %	49867.15	MXN
.SPMILAPN	SP MILA40 Net TR		933.3338	0.04 %	951.361	PEN
./SPBL25PT	S&P/BVL LIMA 2/d	⌚ ▼	27233.65	-0.32 %	27320.69	PEN

WORLD

RIC	Name	Last	1-day Price PC...	Volume	Volume30d	Volume60d	YTD%
/SPX	S&P 500 INDEX/d	4152.1	-0.87 %				10.54 %
/IXIC	NASDAQ COMPOS/d	13389.426	-0.09 %	984813108	885317479	1089904941	3.89 %
/SPIPSA	S&P IPSA TR	4540.8	-1.17 %				8.70 %
/GSPYSE	S&P/TSX COMP I/d	19274.04	-0.45 %	267423053	213088734	252402193	10.56 %
/BVSP	BVSP BOVESPA I/d	122964.01	0.87 %	7988634	8469932667	9780712000	3.32 %
/SPBLPGPT	S&P/BVL GENERA/d	20870.22	-0.42 %				0.23 %
/MXX	IPC/d	49655.29	-0.42 %	118784144	149348886	176611744	12.59 %
/STOXX	STXE 600 PR/d	436.61	-1.97 %	234853091	1822067396	2085129720	9.42 %
/FTSE	FTSE 100 INDEX/d	6947.99	-2.47 %	933225502	704041700	795968182	7.55 %
/FCHI	CAC 40 INDEX/d	6267.39	-1.86 %	100699500	73803566	82892984	12.90 %
/FTMIB	FTSE MIB/d	24396.01	-1.64 %	520032704	394023006	472832741	9.73 %
/IBEX	IBEX 35 INDEX/d	8987.2	-1.72 %	232088684	182210127	201111038	11.31 %
/MOEX	MOEX Russia Ind.	3652.05	-1.16 %				11.04 %
/TOPIX	TOPIX INDEX	1883.48	-2.37 %	63097	1157291333	1298352167	4.36 %
/STI	STRAITS TIMES/d	3131.02	-1.20 %	64409100	241361760	277559620	10.10 %
/SSEC	SSE COMPOSITE/d	3441.3325	0.40 %	74609	28277235540	30877487210	-0.90 %
/CSI300	CSI300 INDEX/d	5016.6307	0.61 %	27659	137020	165164	-3.73 %
/AXJO	S&P/ASX 200	7031.1	-1.06 %	224300369	554506501	613680883	6.74 %
/HSI	HANG SENG INDE/d	28052.94	-2.03 %	246616173	1888257051	2561606615	3.02 %
/BSESN	S&P SENSEX/d	49161.81	-0.69 %		12780214	14810286	2.95 %
/NSEI	NIFTY 50/d	14850.75	-0.61 %		517663967	553694017	6.22 %

CURRENCY

RIC	Nombre	Currency	1D	Ask Price	Bid Price
CAD=	Canadian Dollar	CAD	0.11 %	1.2106	1.2099
CNY=	Chinese Renminbi	CNY	0.09 %	6.4298	6.4285
EUR=	Euro	USD	-0.1 %	1.215	1.2146
GBP=	British Pound	USD	-0.16 %	1.4144	1.4141
JPY=	Japanese Yen	JPY	0.19 %	108.62	108.61
KRW=	Korean Won	KRW	0.28 %	1119.93	1119.58

GLOBAL OVERVIEW

United States:

The U.S. market closed with losses as concerns over commodity price spikes and inflationary pressures increase. Similarly, shortages and global supply issues reinforced the decline. The U.S. Senate today approved the repeal of the rule that allows lenders to circumvent state consumer protections. Thus, the S&P 500 closed lower dragged down by Energy stocks -2.45% due to weaker oil prices. In addition, inflationary jitters will push investors away from technology stocks into cyclicals. These stocks are benefiting as the economy reopens. In individual stocks, NOVAVAX -13.91% posted losses after raw material shortages slowed the production of new vaccine doses. Meanwhile, TESLA recorded a -1.88% drop after its Shanghai plant expansion was halted amid tensions with Beijing; meanwhile, the 25% tariffs on imported Chinese electric vehicles imposed by Trump remains in place. Thus, DOW JONES -1.36%; S&P 500 -0.87% and NASDAQ -0.09% ended the session with negative performances.

Europe:

European markets ended with negative returns, due to a massive decline in all sectors weighed down by concerns about rising inflation in the United States. The pan-European STOXX 600 index ended lower, closing the session with a fall of at least 1% in all its sectors. The energy sector being the most affected -2.4% and the cyclical consumption sector -2.25%. Likewise, the Great Britain index closed lower, with all its shares in negative except London Stock Exchange Group PLC, which grew by 0.06%. In the same way, the German index and the French index close negative in their entirety. On the other hand, the industries most affected were companies in the technology sector, which fell by 2%, this being its lowest level since the end of March; also, the travel and leisure sector fell by 5.7%. Thus, the STOXX 600 -1.97%, CAC 40 -1.86%, FTSE 100 -2.47% and DAX -1.82% closed with negative returns.

Asia:

Major Asian indices ended today's session mostly lower after inflation jitters weighed on growth stocks on Wall Street yesterday. On the other hand, the Shanghai and Korean stock exchanges formalized the agreement of a cross-border scheme for ETFs, which would facilitate investment between both countries and greater cooperation between the capital markets. Thus, the Shanghai stock exchange closed higher, supported by gains in the consumer and health sector. Prices in China's factories recorded the fastest rise in three years as the economic recovery continues. Conversely, in Hong Kong, stocks fell to 7-week lows after a massive sell-off in the technology sector -4.5% due to lingering concerns over anti-trust regulations, according to Reuters. Similarly, the Japanese market ended the day with losses in close to 90% of listed stocks as concerns over the number of contagions increase; which, in addition have impeded the recovery of cyclical sectors. Thus, S&P/ASX 200 -0.14%, Shanghai Composite +0.40%, Hang Seng -2.03%, Nikkei -3.08% ; KOSPI -1.23% closed mostly with losses

MAIN ETF'S

RIC	Name	Last	1-day Price PC...	Vol 30d	Volat. 3...	% YTD	% YTD (U...
/SPY	SPDR S&P 500/d	414.21	-0.89 %	74,065,652	10.37	10.79 %	10.79 %
/EFA	ISH MSCI EAFE/d	78.93	-1.31 %	19,679,118	14.01	8.18 %	8.18 %
/HYG	ISH IBOXX \$ HI/d	87.04	-0.10 %	20,257,784	3.04	-0.28 %	-0.30 %
/XLF	SPDR FINANCL S/d	37.08	-1.77 %	47,233,880	14.71	25.78 %	25.78 %
/GDV	VNCK VCTR GLD /d	37.64	0.70 %	20,701,728	29.10	4.54 %	4.50 %
/IWM	ISH RSL 2000/d	218.96	-0.32 %	26,534,778	18.24	11.68 %	11.68 %
/TAN	INVSC SOLAR/d	72.99	1.23 %	1,912,168	42.23	-28.97 %	-28.97 %
/BIBB39.SA	NASDAQ BIOTC/d	51.44				-2.82 %	
/BNO	US BRENT OIL F/d	17.46	0.52 %	858,510	23.93	35.48 %	35.56 %
/DIA	SPDR DJI AVERA/d	342.91	-1.39 %	3,878,805	9.35	12.14 %	12.14 %
/SDY	SPDR S&P DIVDE/d	125.86	-1.26 %	405,610	9.87	18.81 %	18.81 %
/ZPDS.DE	E.II-S.US.CON./d	27.54	-1.18 %	5,667	11.77	6.66 %	5.37 %
/GBTC.PK	GRAYSCALE BI O/d	44.88	1.48 %	8,287,660	73.94	40.24 %	40.24 %
/VNO	VANGUARD RL ES/d	97.17	-1.26 %	4,627,079	11.81	14.41 %	14.41 %
/FXI	ISH CHINA LG C/d	44.73	-0.02 %	17,717,065	15.92	-3.62 %	-3.66 %
/KXI	ISH GBL CONS S/d	60.98	-0.93 %	37,249	9.77	4.63 %	4.63 %

INDEXES: 6 MONTHS



LIMA

RIC	Name		Moneda	Precio	1D	5D	30D	YTD	Beta	Dividend Yield ▲
/SPBLPGPT	S&P/BVL GENERA/d	🕒 ▼	PEN	20870.22	-0.42 %	7.11 %	-2.52 %		1.00	Unable to collect...
/CVERDEC1.LM	CERRO VERDE/d	🕒 ▼	USD	23.99	-0.08 %	5.45 %	-1.70 %	17.47 %	1.09	
/ENDISPC1.LM	ENEL DIST PERU/d	🕒 ▲	PEN	5.05	-0.98 %	2.02 %	-14.06 %	-3.72 %	0.39	
/UNACEMC1.LM	UNACEM/d	🕒 ▼	PEN	1.52	0.198 %	2.20 %	-7.09 %	0.46 %	1.04	0.84 %
/INRETC1.LM	INRETAIL PERU/d	🕒 ▲	USD	36	0.56 %	1.69 %	-14.65 %	-6.38 %	0.58	1.39 %
/BACKUS1.LM	BACKUS JOHNSTO/d	🕒 ▼	PEN	20.35	-0.732 %	2.78 %	-9.96 %	0.99 %	0.37	1.84 %
/SCCOLM	SOUTHERN COPPE/d	🕒 ▲	USD	81.52	-0.29 %	17.46 %	19.01 %	25.82 %	1.15	2.30 %
/ALICORC1.LM	ALICORP/d	🕒 ▲	PEN	7	2.041 %	6.06 %	-6.00 %	1.62 %	0.73	3.63 %
/CPACASC1.LM	CEM PACASMAYO/d	🕒 ▲	PEN	5.45	0.926 %		-7.63 %	2.83 %	0.73	3.85 %
/BBVAC1.LM	BCO BBVA PERU/d	🕒 ▼	PEN	2.1	-0.943 %	1.45 %	-12.65 %	-1.38 %	0.78	4.05 %
/BVLAC1.LM	BOLSA DE LIMA/d	🕒	PEN	2.48		-0.80 %	-1.53 %	3.78 %	0.15	4.60 %
/CASAGRC1.LM	CASA GRANDE/d	🕒 ▲	PEN	6.1	3.39 %	10.91 %	1.16 %	28.42 %	0.86	4.76 %
/BAPLM	CREDICORP/d	🕒 ▼	USD	133.49	0.22 %	13.57 %	-4.20 %	-16.88 %	1.15	5.18 %
/IFS.LM	INTERCORP/d	🕒 ▼	USD	27.25	-1.05 %	9.83 %	-3.71 %	-9.39 %	1.23	5.22 %
/ENGIEC1.LM	ENGIE ENERG PE/d	🕒 ▲	PEN	6.4	1.587 %	2.40 %	-13.42 %	-5.13 %	0.36	5.25 %
/CORAREC1.LM	ACEROS AREQUIP/d	🕒	PEN	1.25		-0.79 %	-7.24 %	4.07 %	0.55	5.81 %
/CORAREI1.LM	ACEROS AREQUIP/d	🕒 ▲	PEN	1.19	4.386 %	9.17 %	6.38 %	37.46 %	1.15	5.81 %
/FERREYC1.LM	FERREYCORP/d	🕒 ▲	PEN	1.91	1.058 %	4.37 %	-7.33 %	15.03 %	1.14	8.81 %
/SIDERC1.LM	SIDER PERU/d	🕒 ▲	PEN	1.07	0.943 %	10.31 %	8.11 %	39.90 %	1.17	10.63 %
/ENGEPEC1.LM	ENEL GEN PERU/d	🕒 ▼	PEN	2.23		8.78 %	-12.62 %	14.47 %	0.54	10.99 %
/ATACOBC1.LM	ATACUCHA/d	🕒 ▲	PEN	0.13	1.563 %	3.17 %	-14.47 %	-5.80 %	1.82	
/BVN.LM	BUENAVENTURA/d	🕒 ▲	USD	10.91		12.13 %	6.44 %	-9.08 %	1.37	
/AENZAC1.LM	AENZA/d	🕒 ▲	PEN	1.27	-0.781 %	5.83 %	-28.25 %	-27.01 %	1.42	
/MINSURI1.LM	MINSUR/d	🕒 ▼	PEN	3.1	-3.125 %	12.73 %	13.14 %	67.57 %	1.14	
/NEXAPEC1.LM	NEXA RES PERU/d	🕒 ▼	PEN	3.35	-2.899 %	4.69 %		18.37 %	1.55	
/PMLLM	PANORO MINERAL/d	🕒 ▼	USD	0.135	-3.57 %	12.50 %	-12.34 %	27.36 %	1.94	
/RELAPAC1.LM	RELAPA SAA/d	🕒 ▼	PEN	0.115	-1.709 %	-1.71 %	-12.21 %	66.67 %	1.90	
/RIMSEGC1.LM	RIMAC SEGUROS/d	🕒	PEN	1.05			-13.93 %	6.36 %	0.54	
/TV.LM	TREVALI MINING/d	🕒 ▲	USD	0.205		17.14 %	36.67 %	39.46 %	2.50	
/VOLCABC1.LM	VOLCAN MINERA/d	🕒 ▼	PEN	0.73	-3.947 %	2.82 %	-16.09 %	40.38 %	1.58	

*Source : REfinitiv

RATING SOBERANO

CLASIFICACIONES DE RIESGO

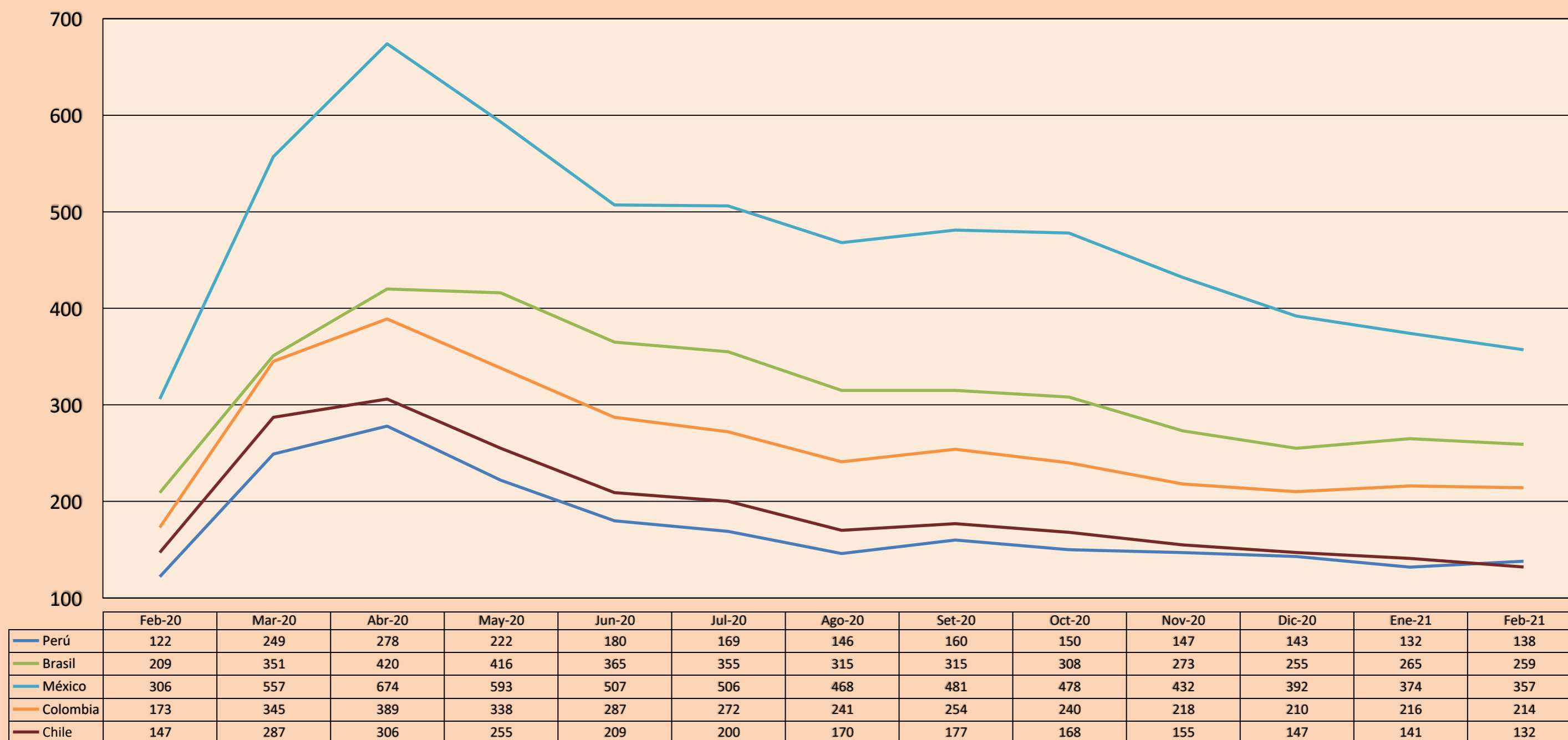
Moody's	S&P	Fitch		32
Aaa	AAA	AAA	Prime	
Aa1	AA+	AA+	Alto Grado	
Aa2	AA	AA		
Aa3	AA-	AA-		
A1	A+	A+	Grado Alto Medio	
A2	A	A		
A3	A-	A-		
Baa1	BBB+	BBB+	Grado Bajo Medio	
Baa2	BBB	BBB		
Baa3	BBB-	BBB-		
Ba1	BB+	BB+	Sin Grado de Inversión Especulativo	
Ba2	BB	BB		
Ba3	BB-	BB-		
B1	B+	B+	Altamente Especulativo	
B2	B	B		
B3	B-	B-		
Caa1	CCC+	CCC	Riesgo Sustancial Extremadamente Especulativo	
Caa2	CCC			
Caa3	CCC-			
Ca	CC	DDD	Poca esperanzas de Pago	
C	C			
	D			
		DD	Impago	
		D		

Source : Bloomberg

Rating Crédito Latinoamérica			
Clasificadora de riesgo			
País	Moody's	Fitch	S&P
Perú	A3	BBB+	BBB+
México	Baa1	BBB-	BBB
Venezuela	C	WD	SD
Brazil	Ba2	BB-	BB-
Colombia	Baa2	BBB-	BBB-
Chile	A1	A-	A
Argentina	Ca	WD	CCC+
Panamá	Baa2	BBB-	BBB

Source: Bloomberg

Riesgo País Latinoamérica (pbs)



Source: BCRP

Capital Markets Laboratory Coordinator: Economist Bruno Bellido
Collaboration: María Camarena, Alonso García, Adrian Paredes y Jairo Valverde
email: pulsobursatil@ulima.edu.pe
Facebook: www.facebook.com/pulsobursatil.ul