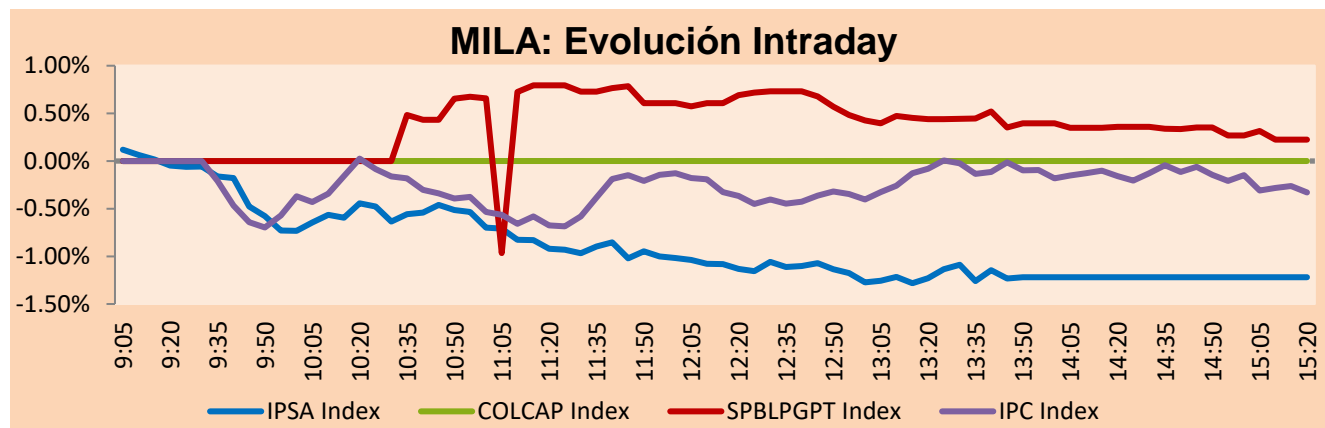


MILA

Lima, november 14, 2022

Main Indexes	Close	1 D	5 D	1 M	YTD	Cap. Burs. (US\$ bill)
▼ IPSA (Chile)	5,302.44	-0.90%	0.24%	6.64%	23.07%	104.35
▼ IGPA (Chile)	28,852.35	-1.44%	1.21%	8.17%	33.78%	119.92
▼ COLSC (Colombia)	923.15	-0.29%	-0.80%	-1.15%	-5.14%	3.33
▼ COLCAP (Colombia)	1,266.56	-0.92%	4.20%	8.41%	-10.23%	55.79
▲ S&P/BVL (Perú)*	22,381.62	0.37%	1.60%	13.38%	6.02%	95.07
▲ S&P/BVL SEL (Perú)	590.68	0.02%	1.35%	12.64%	4.81%	81.93
▲ S&P/BVL LIMA 25	30,688.13	0.24%	1.10%	9.07%	1.37%	94.55
▼ IPC (México)	51,785.13	-0.34%	2.02%	13.96%	-2.79%	338.05
▲ S&P MILA 40	458.47	0.71%	6.42%	14.41%	3.06%	6,541.17

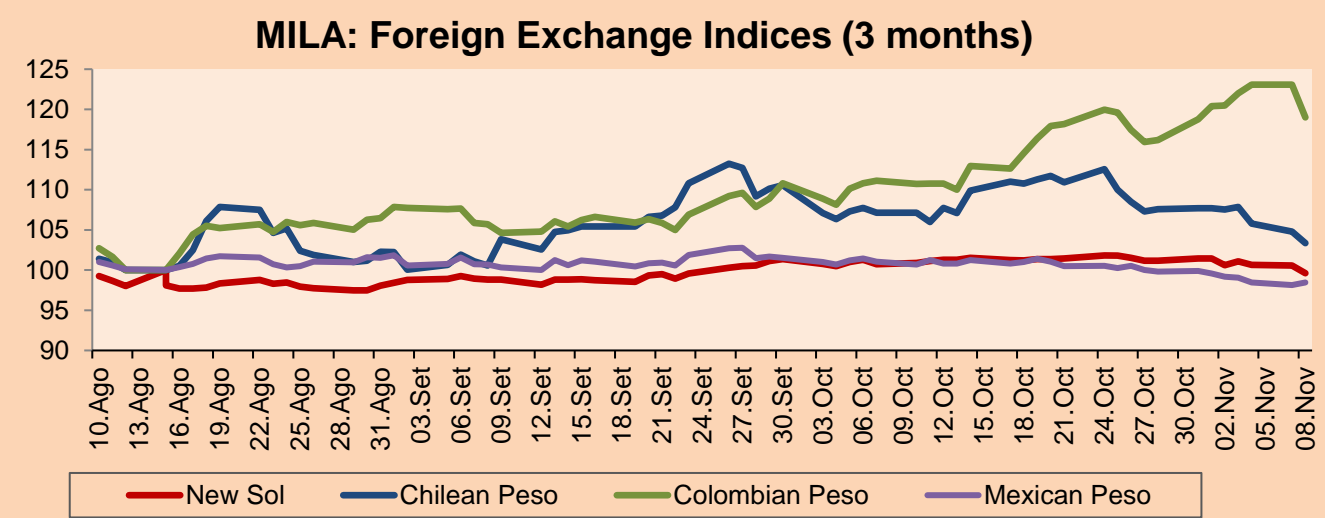
*Legend: Variation 1D: 1 day; 5D: 5 days; 1M: 1 Month; YTD: Var% 12/31/21 to date



Source: Bloomberg

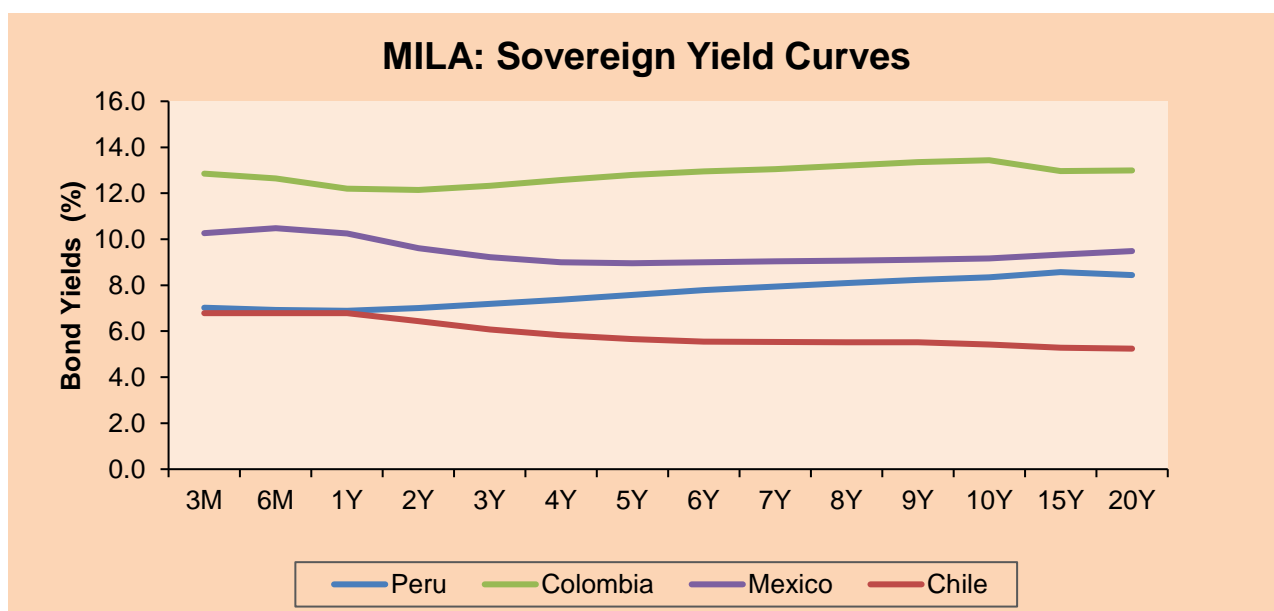
Currency	Price	1D*	5D*	30 D*	YTD*
▼ Sol (PEN)	3,8491	-0.15%	-2.58%	-3.52%	-3.75%
▲ Chilean Peso (CLP)	892.03	0.01%	-2.82%	-7.33%	4.70%
▲ Colombian Peso (COP)	4,805.54	-0.07%	-6.14%	2.28%	17.77%
▼ Mexican Peso (MXN)	19.35	-0.79%	-0.58%	-3.64%	-5.75%

*Legend: Variation 1D: 1 day; 5D: 5 days; 1M: 1 Month; YTD: Var% 12/31/21 to date



Base: 15/08/22=100
Source: Bloomberg

Fixed Income	Currency	Price	Bid Yield (%)	Ask Yield (%)	Duration
PERU 7.35 07/21/25	USD	105.391	5.27	5.06	2.37
PERU 4.125 08/25/27	USD	96.165	5.10	4.97	4.21
PERU 8.75 11/21/33	USD	121.829	6.05	5.97	7.16
PERU 6.55 03/14/37	USD	104.705	6.10	6.01	8.83
PERU 5.625 11/18/2050	USD	96.442	5.92	5.86	13.31
CHILE 2.25 10/30/22	USD	99.938	54.01	-27.10	0.01
CHILE 3.125 01/21/26	USD	94.669	5.02	4.90	2.94
CHILE 3.625 10/30/42	USD	74.49	5.85	5.75	13.10
COLOM 11.85 03/09/28	USD	117.875	7.75	7.62	3.95
COLOM 10.375 01/28/33	USD	109.338	9.14	8.77	6.20
COLOM 7.375 09/18/37	USD	89.626	8.68	8.57	8.42
COLOM 6.125 01/18/41	USD	76.2	8.81	8.72	9.48
MEX 4 10/02/23	USD	76.2	8.812	8.719	9.48
MEX5.55 01/45	USD	89.174	6.51	6.45	11.88



Source: Bloomberg

Equity

Largest gains	Exchange	Currency	Price	▲%	Largest losses	Exchange	Currency	Price	▼%
SOQUIMICH-B	Chile	CLP	95870.00	5.95	GRUPO F BANORT-O	Mexico	MXN	156.2	-2.56
CMPC	Chile	CLP	1639.90	4.53	BECLE SAB DE CV	Mexico	MXN	41.11	-2.40
BUENAVENTURA-ADR	Peru	USD	7.73	4.46	COLBUN SA	Chile	CLP	91.8	-1.82
EMPRESAS COPEC	Chile	CLP	6889.90	3.45	ALFA SAB-A	Mexico	MXN	13.71	-1.72
MEGACABLE-CPO	Mexico	MXN	45.08	3.42	INRETAIL PERU CO	Peru	USD	34	-1.59

Per Turnover	Exchange	Amount (US\$)	Per Volume	Exchange	Volume
AMERICA MOVIL-L	Mexico	78,629,750	ITAU CORPBANCA	Chile	1,047,244,022
GRUPO MEXICO-B	Mexico	73,569,603	BANCO DE CHILE	Chile	304,370,743
WALMART DE MEXIC	Mexico	57,520,472	BANCO SANTANDER	Chile	179,927,141
SOQUIMICH-B	Chile	49,055,462	ENEL CHILE SA	Chile	102,642,295
GRUPO F BANORT-O	Mexico	45,358,717	AMERICA MOVIL-L	Mexico	78,191,840

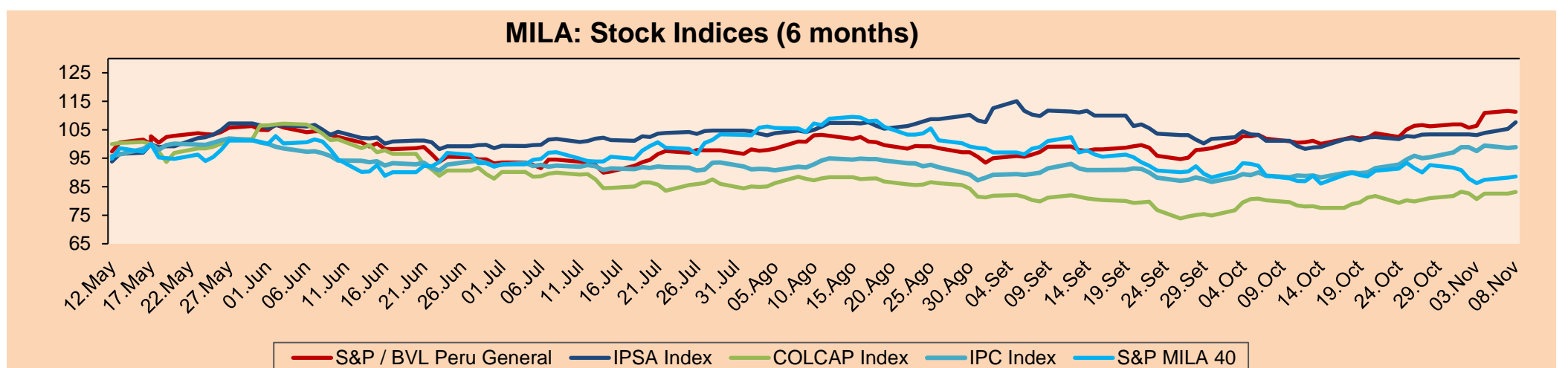
MILA

Peru: The LSE General index ended today's session with a positive result of +0.37%. The index maintains a positive cumulative annual trend of +1.60% in local currency and a positive cumulative trend of +4.29% in dollar-adjusted currency. Regarding the S&P/BVL Peru SEL, it varied +0.02% while the S&P/BVL LIMA 25 varied +0.24%. The spot PEN reached S/.3.8491. Headline: No anchoveta fishing season: US \$30m daily at stake.

Chile: The IPSA index ended the day with a negative return of -0.90%. The least benefited sectors of the day were Industrials (+3.56%) and Energy (+2.48%). The best performing stocks were Sociedad Química y Minera de Chile SA (-3.89%) and Falabella SA (-3.05%). Headline: Pension reform will cost the Chilean State 4.5 billion dollars.

Colombia: The COLCAP index ended the session with a negative return of -0.92%. The sectors that lost the most during the day were Energy (-7.26%) and Utilities (-0.25%). The worst performing stocks were Ecopetrol (-8.23%) and Celsia SA ESP (-2.34%). Headline: Without the church tax and without the 35% income tax, the tax reform was reconciled.

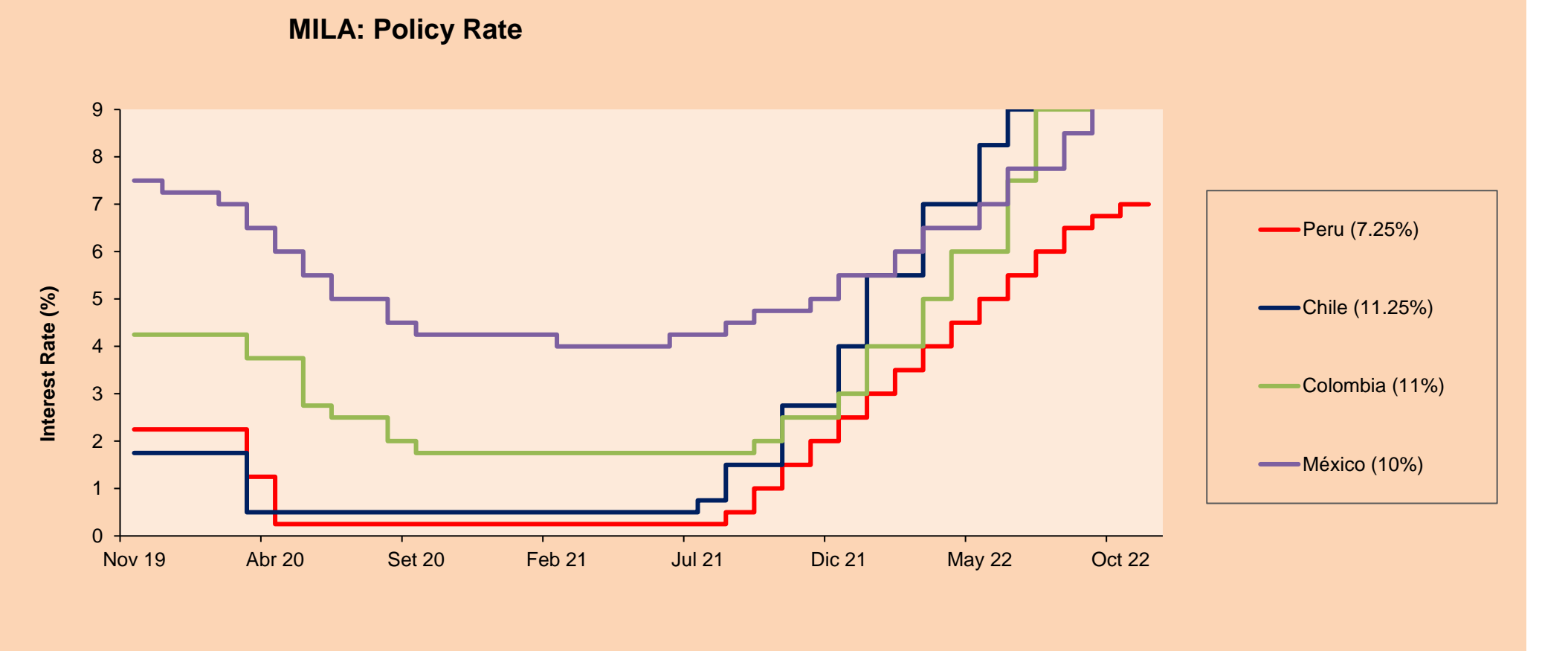
Mexico: The IPC index closed the day in negative territory of -0.34%. The sectors that benefited the least during the day were Non-Basic Consumer Products (-1.99%) and Materials (-1.34%). The worst performers were Gerente SAB de CV (-3.39%) and Sitios Latinoamerica SA de CV (-2.75%). Headline: Government completed eight months without charging IEPs on diesel.



Base: 12/05/22=100
Source: Bloomberg

ETFs

ETFs	Curr.	Close	1D	5D	30 D	YTD	Exchange
▲ iShares MSCI All Peru Caped Index Fund	USD	29.88	1.08%	6.64%	20.14%	0.88%	NYSE Arca
▼ iShares MSCI All Chile Caped Index Fund	USD	27.17	-1.20%	3.74%	17.37%	17.67%	Cboe BZX
Global X MSCI Colombia	USD						
▼ iShares MSCI Mexico Capped	USD	53.58	-0.06%	2.15%	18.51%	5.89%	NYSE Arca
▼ iShares MSCI Emerging Markets	USD	37.93	-0.60%	4.72%	10.87%	-22.35%	NYSE Arca
▼ Vanguard FTSE Emerging Markets	USD	38.81	-0.33%	3.60%	8.83%	-21.53%	NYSE Arca
▼ iShares Core MSCI Emerging Markets	USD	46.69	-0.51%	4.41%	10.61%	-22.00%	NYSE Arca
▼ iShares JP Morgan Emerging Markets Bonds	USD	53.57	-0.39%	3.30%	7.33%	-14.72%	Cboe BZX
▼ Morgan Stanley Emerging Markets Domestic	USD	4.24	-0.24%	1.92%	7.07%	-22.63%	New York



Source: Bloomberg