



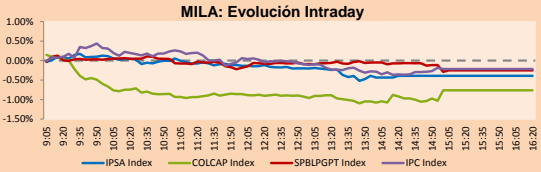
PULSO BURSÁTIL

Lima, March 13, 2018

MILA

Main Indices	Close	1 D	5 D	1 M	YTD	Market Cap. (US\$ bill)
▼ IPSA (Chile)	5,631.28	-0.39%	1.50%	2.38%	1.20%	219.50
▼ IGPA (Chile)	28,171.41	-0.31%	1.33%	1.40%	0.68%	268.36
▼ IGBC (Colombia)	11,405.19	-0.58%	-0.22%	-1.40%	-0.64%	110.43
▼ COLCAP (Colombia)	1,467.60	-0.76%	-0.54%	-2.48%	-3.04%	111.52
▼ S&P/BVL (Perú)*	20,818.67	-0.25%	-1.07%	1.76%	4.23%	112.66
▼ S&P/BVL SEL (Perú)	389.96	-0.36%	0.04%	3.16%	5.96%	91.10
▼ S&P/BVL LIMA 25	30,612.52	-0.37%	-1.45%	-0.23%	-0.50%	104.48
▼ IPC (México)	48,557.01	-0.23%	1.40%	1.32%	-1.62%	313.52
▼ S&P MILA 40	760.19	-0.06%	-0.15%	2.22%	4.27%	328.61

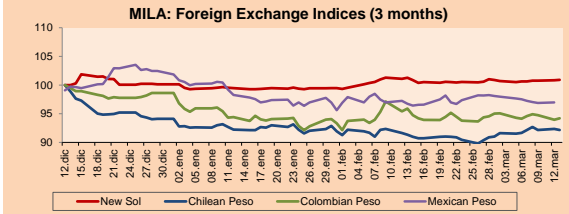
* Market Cap. Of the last price Legend: Variation 1D: 1 day; 5D: 5 days; 1M: 1 Month; YTD: Var%12/31/17 to date



Source: Bloomberg

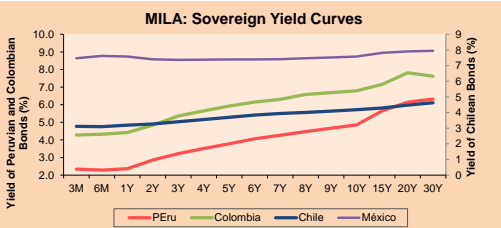
Currency	Price	1D*	5D*	30 D*	YTD*
▲ New Sol (PEN)	3,2631	0.13%	0.36%	-0.38%	0.78%
▼ Chilean Peso (CLP)	602.63	-0.20%	0.53%	-0.20%	-2.08%
▲ Colombian Peso (COP)	2,853.30	0.27%	0.07%	-3.01%	-4.47%
▲ Mexican Peso (MXN)	18.61	0.10%	-0.71%	-0.51%	-5.36%

*Legend: Variation 1D: 1 day; 5D: 5 days; 1M: 1 Month; YTD: Var%12/31/17 to date



Base: 12/12/17=100
Source: Bloomberg

Instrument	Currency	Price	Bid Yield (%)	Ask Yield (%)	Duration
PERU 4.125 08/25/2027	USD	104.137	3.63	3.58	7.85
PERU 7.125 03/30/19	USD	104.938	2.40	2.20	0.98
PERU 7.375 07/21/25	USD	124.625	3.54	3.49	5.88
PERU 8.75 11/21/33	USD	150.575	4.31	4.27	9.77
PERU 6.55 03/14/37	USD	128.363	4.36	4.33	11.54
PERU 5.625 11/19/2050	USD	119.48	4.50	4.47	16.20
CHILE 2.25 10/30/22	USD	96.243	3.16	3.10	4.33
CHILE 3.875 08/05/20	USD	102.36	2.91	2.78	2.28
CHILE 3.625 10/30/2042	USD	94.162	4.02	3.98	15.85
COLOM 11.75 02/25/20	USD	116.905	2.84	2.68	1.78
COLOM 11.85 03/09/28	USD	163.618	4.07	4.02	6.88
COLOM 10.375 01/28/33	USD	159.325	4.83	4.69	9.10
COLOM 7.375 09/18/37	USD	128.045	5.11	5.07	11.13
COLOM 6.125 01/18/41	USD	114.51	5.06	5.03	12.92
MEX 4 10/02/23	USD	102.182	3.58	3.54	4.89
MEX5.55 01/14/5	USD	106.85	5.093	5.065	14.31



Source: Bloomberg

Equity	Exchange	Amt.	Price	▲%
Largest gains				
POMALCC1	Lima	PEN	0.13	10.17
AMZN	Colomb.	COP	4602000.00	8.28
BANMEDICA	Santia.	CLP	2150.00	7.50
PACIFICO	Santia.	CLP	1920.00	6.96

Per Turnover	Exchange	Amount (US\$)
SQM-B	Santia.	17,751,390
BANMEDICA	Santia.	15,380,778
FALABELLA	Santia.	14,712,882
ECOPETROL	Colomb.	14,519,609
COPEC	Santia.	8,062,728

Largest losses	Exchange	Amt.	Price	▼%
NAVARINO	Santia.	CLP	700.00	-12.39
GASNATURAL	Colomb.	COP	83020.00	-9.74
ESVAL-C	Santia.	CLP	0.02	-4.76
SCHWAGER	Santia.	CLP	0.70	-4.76

Per Volume	Exchange	Volume
ESVAL-C	Santia.	341,084,053
BSANTANDER	Santia.	78,841,509
ORO BLANCO	Santia.	74,275,645
VAPORES	Santia.	73,394,684
CHILE	Santia.	38,105,967

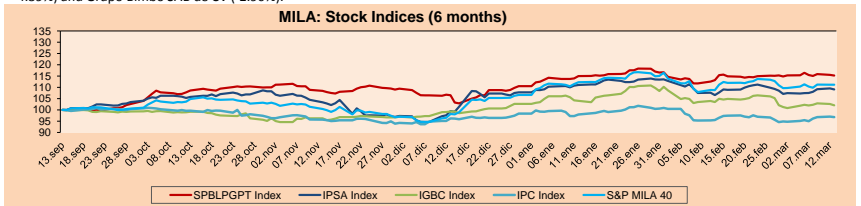
MILA

Peru: The General Index of the BVL of Peru ended today's session with a negative result of -0.25%. The index maintains a cumulative positive annual trend of +4.25% in local currency, while the yield adjusted to foreign currency is +3.45%. Then, the S&P/BVL Peru SEL obtained a negative yield of -0.36%, while the S&P/BVL LIMA 25 decreased -0.35%. The spot PEN reached S/3.2587.

Chile: The IPSA index ended the day with a negative yield of -0.39%. The sectors of the index with the most negative results were non-core consumer products (-3.01%) and telecommunications services (-2.01%). On the other hand, the values with the lowest results were SACI Falabella SA (-3.23%) and Forus SA (-3.10%).

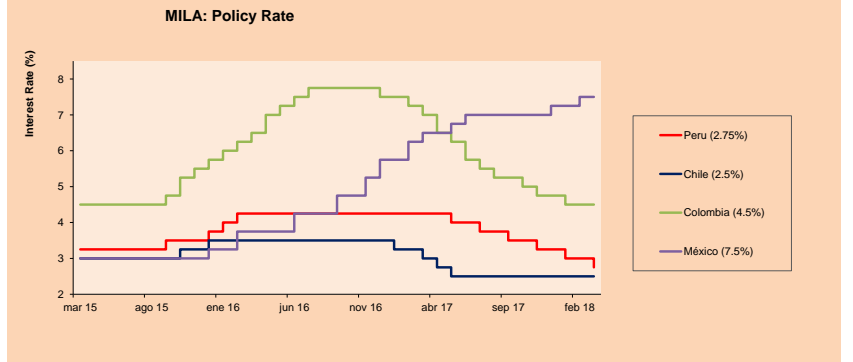
Colombia: The COLCAP index closed the session with negative results of -0.76%. The sectors with decreasing returns were First Necessity Products (-1.20%) and Finance (-1.18%). In addition, the shares with the lowest yields were Cementos Argos SA (-2.47%) and Grupo de Inversiones Suramericano SA (-1.91%).

Mexico: Mexico's IPC index closed today's session with a negative yield of -0.23%. The sectors of the index that generated the most negative results were Finance (-1.51%) and Non-basic consumer products (-1.45%). Finally, the stocks with the lowest returns were Genera SAB de CV (-4.39%) and Grupo Bimbo SAB de CV (-2.90%).



Base: 14/09/17=100
Source: Bloomberg

ETFs	Curr.	Close	1D	5D	30 D	YTD	Exchange
▼ iShares MSCI All Peru Caped Index Fund	USD	41.91	-0.24%	-1.62%	4.18%	2.27%	NYSE Arca
▼ iShares MSCI Chile Capped	USD	53.62	-0.72%	0.71%	1.69%	2.80%	BATS
▼ Global X MSCI Colombia	USD	14.6901	-0.47%	-1.08%	0.00%	1.75%	NYSE Arca
▼ iShares MSCI Mexico Capped	USD	51.86	-0.38%	2.45%	3.02%	5.21%	NYSE Arca
▼ iShares MSCI Emerging Markets	USD	49.42	-0.90%	1.58%	6.46%	4.88%	NYSE Arca
▼ Vanguard FTSE Emerging Markets	USD	48.13	-0.97%	1.20%	5.46%	4.84%	NYSE Arca
▼ iShares Core MSCI Emerging Markets	USD	59.53	-0.92%	1.41%	6.00%	4.62%	NYSE Arca
▼ iShares JP Morgan Emerging Markets Bonds	USD	62.49	-0.65%	1.33%	3.88%	2.85%	BATS
- Morgan Stanley Emerging Markets Domestic	USD	7.93	0.00%	-0.38%	0.51%	2.99%	New York



Source: Bloomberg

Capital Market Laboratory Coordinator: Economist Bruno Bellido Anicam
Support: Lith Fernandez Kaori Olulo, Jairo Trujillo, Mario Villar
e-mail: pulsobursatil@ulima.edu.pe
facebook: www.facebook.com/pulsobursatil.ul
Phone number : 4376767 Anexx: 35340 - 35310



PULSO BURSÁTIL

LIMA

Stocks

Ticker	Currency	Price	1D*	5D*	30D*	YTD*	Frequency	Volume (US\$)	Beta	Dividend Yield (%)	Price Earning	Market Cap. (M US\$)	Economic Sector*	Index Weight
▲ ALICORC1 PE**	S/.	11.40	1.33%	3.64%	2.43%	7.55%	100.00%	156,967	0.89	1.23	21.48	2,981.04	Industrial	3.53%
▼ ATACOBC1 PE**	S/.	0.61	-1.61%	-4.69%	-6.15%	-10.29%	100.00%	64,074	2.07	0.00	-	206.95	Mining	1.02%
- BACKUSI1 PE**	S/.	20.00	0.00%	0.00%	5.26%	8.64%	55.00%	11,379	0.37	4.51	5.81	8,974.94	Industrial	0.82%
▼ BAP PE**	US\$	219.91	-0.01%	-2.22%	4.22%	5.73%	95.00%	527,510	1.03	3.90	-	17,475.54	Diverse	5.82%
▼ BVN PE**	US\$	15.10	-2.58%	-4.97%	5.23%	6.94%	95.00%	81,217	1.37	0.55	-	4,162.08	Mining	5.88%
▼ CASAGRC1 PE**	S/.	5.55	0.00%	-2.46%	-0.18%	-10.34%	95.00%	7,141	0.71	7.27	14.82	143.27	Agricultural	1.31%
- CONTINC1 PE**	S/.	4.35	0.00%	2.35%	1.40%	4.82%	95.00%	30,966	0.75	3.40	15.99	6,509.63	Finance	2.85%
▼ CORAREI1 PE**	S/.	0.71	-1.39%	-1.39%	-1.39%	-1.39%	100.00%	26,034	1.41	5.27	9.49	303.50	Industrial	1.72%
▼ CPACASC1 PE**	S/.	7.65	-0.65%	-1.92%	-4.38%	-6.13%	95.00%	216,017	0.66	4.58	36.10	1,002.35	Industrial	2.38%
- CVERDEC1 PE**	US\$	28.50	1.06%	-1.38%	-0.87%	-4.04%	100.00%	106,457	1.28	0.00	40.36	9,976.60	Mining	5.25%
▲ ENGEPEC1 PE**	S/.	1.97	0.00%	0.51%	4.79%	-0.51%	70.00%	1,656	0.89	0.00	12.96	1,746.65	Public Services	1.44%
- ENDISPC1**	S/.	5.72	0.35%	0.35%	0.35%	1.42%	40.00%	29,800	0.96	3.33	12.35	1,119.36	Public Services	0.98%
▲ FERREYC1 PE**	S/.	2.57	-0.39%	0.00%	0.39%	0.78%	100.00%	722,202	1.14	5.00	9.21	798.88	Diverse	4.90%
▲ GRAMONC1 PE**	S/.	1.63	1.87%	3.16%	-14.21%	-12.83%	100.00%	55,379	1.15	0.00	9.86	329.71	Diverse	4.05%
▲ IFS PE**	US\$	41.85	0.02%	0.60%	5.18%	8.70%	100.00%	154,372	0.62	3.11	17.57	4,733.69	Diverse	7.22%
- INRETC1 PE**	US\$	22.20	0.45%	2.02%	3.74%	5.71%	100.00%	583,056	1.00	0.88	27.13	2,282.32	Diverse	5.28%
- LUSURC1 PE**	S/.	11.90	0.00%	-0.83%	0.42%	-1.24%	90.00%	5,055	0.49	5.21	13.94	1,775.83	Public Services	1.81%
▼ MILPOC1 PE**	S/.	5.15	-2.28%	-3.56%	2.79%	11.96%	80.00%	102,145	1.32	16.64	11.48	2,088.94	Mining	1.56%
- MINSUR1 PE**	S/.	1.77	0.00%	0.00%	4.12%	-1.67%	65.00%	142,452	1.61	3.89	24.57	1,563.82	Mining	3.09%
▲ PML PE**	US\$	0.26	1.96%	-0.76%	-7.14%	-18.75%	95.00%	106,408	1.48	0.00	-	67.75	Mining	2.12%
▼ RELAPAC1 PE**	S/.	0.30	-1.67%	-7.81%	-11.94%	-4.84%	100.00%	53,643	1.51	0.00	4.48	319.57	Industrial	2.12%
▼ SCCO PE**	US\$	54.00	-0.41%	-1.10%	15.76%	13.54%	90.00%	13,390	1.50	27.48	27.48	41,743.54	Mining	2.14%
- SIDERC1 PE**	S/.	0.45	0.00%	0.00%	0.00%	-6.25%	60.00%	5,753	1.65	0.00	4.10	169.34	Industrial	1.43%
▼ TV PE**	US\$	1.11	-0.89%	0.00%	-5.13%	-7.50%	95.00%	85,374	1.72	0.00	-	916.56	Mining	2.93%
▼ UNACEMC1 PE**	S/.	2.90	-1.69%	0.00%	-3.33%	-3.33%	85.00%	55,609	0.74	1.79	31.13	1,463.29	Industrial	3.00%
▼ VOLCABC1 PE**	S/.	1.19	-0.83%	-7.03%	-4.03%	-9.85%	100.00%	376,325	1.72	1.15	-	1,486.66	Mining	5.90%

Quantity of shares: 26

Source: Bloomberg, Economática

* Bloomberg Industry Classification System

** PER is used in the stock market and original currency of the instrument

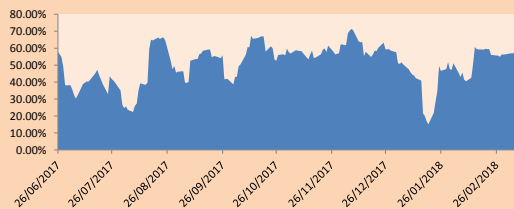
*Legend: Variation 1D: 1 Day; 5D: 5 Days; 1M: 1 Month; YTD: Var.% 12/31/17 to date

Sectorial Indices

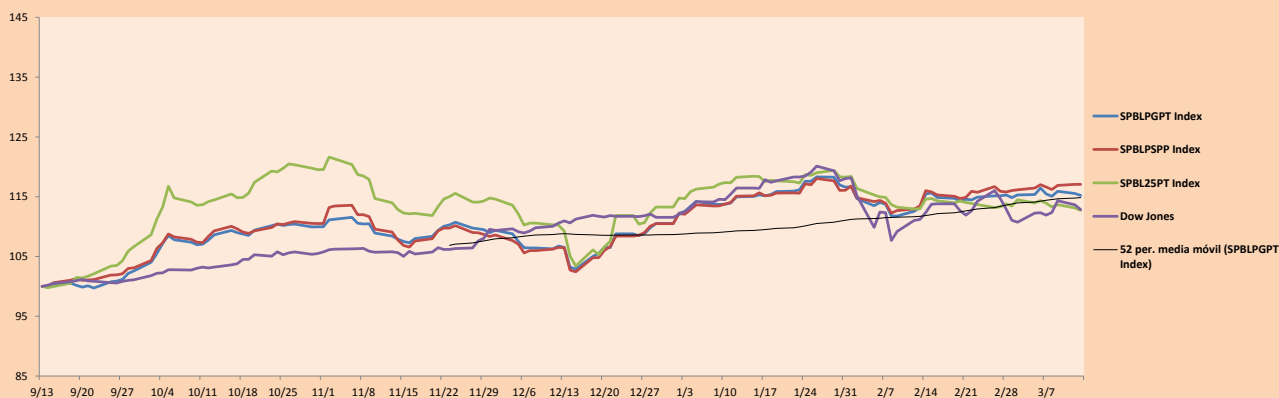
	Close	1D*	5D*	30D*	YTD*	Beta
▼ Mining Index	378.14	-0.95%	-2.37%	6.50%	6.37%	1.18
▲ Consumer Index	967.03	0.86%	2.43%	2.84%	7.25%	0.51
▼ Industrial Index	229.31	-0.50%	-0.28%	-3.33%	-2.82%	1.00
▲ Banking and Financial Index	1,136.52	0.03%	-1.56%	3.63%	6.30%	1.08
▼ Construction Index	251.67	-0.53%	-0.21%	-5.29%	-5.08%	0.87
▲ Services Index	408.44	0.54%	0.98%	1.46%	-1.95%	0.56
▲ Juniors Index	35.87	1.18%	-0.11%	-6.22%	-18.16%	1.19
▲ Electric Index	398.73	0.53%	0.97%	1.46%	-1.95%	0.56

*Legend: Variation 1D: 1 Day; 5D: 5 Days; 1M: 1 Month; YTD: Var.% 12/31/17 to date

Correlation Graph of Returns of Mining Index against Metallic Index of London (3 months)



Indices (6 months)



Source: Bloomberg

Capital Market Laboratory Coordinator: Economist Bruno Bellido Anicama

Support: Lith Fernandez Kaori Olulo, Jairo Trujillo, Mario Villar

e-mail: pulsobursatil@ulima.edu.pe

facebook: www.facebook.com/pulsobursatil.ul

Phone number : 4376767 Anexxes: 35340 - 35310

The content of this document is just for informational purposes. The information and opinions expressed should not be considered as recommendations for future decisions. Under any circumstances, the Capital Market Laboratory of University of Lima will be responsible for the use of the statements in this document.

PULSO BURSÁTIL

SOVEREIGN RATING

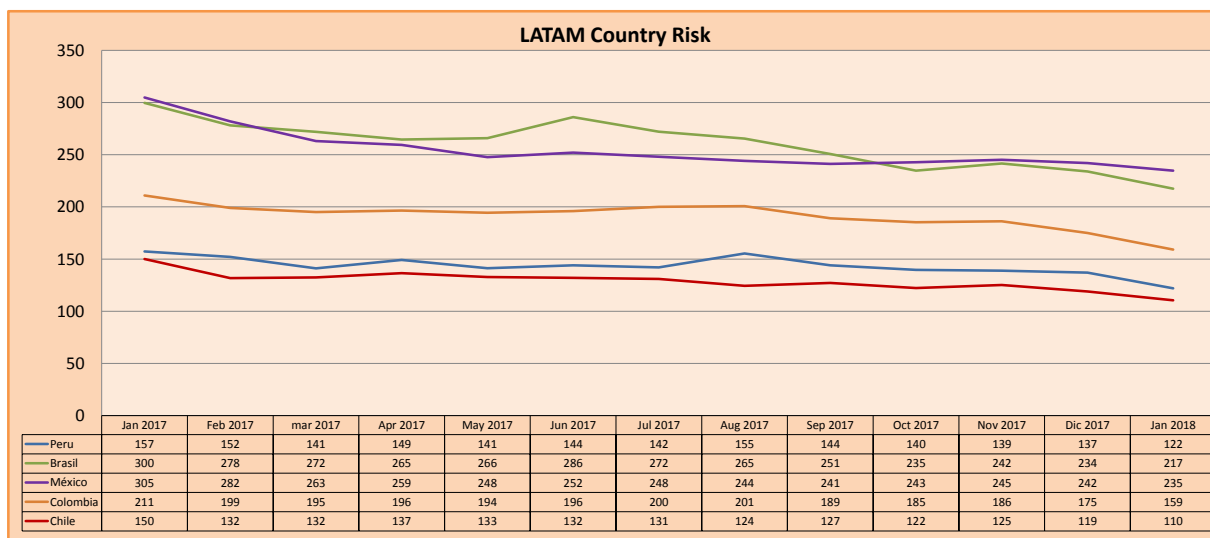
RISK RATINGS

Moody's	S&P	Fitch	
Aaa	AAA	AAA	Prime
Aa1	AA+	AA+	High credit quality
Aa2	AA	AA	
Aa3	AA-	AA-	
A1	A+	A+	Medium-high grade, with low credit risk
A2	A	A	
A3	A-	A-	
Baa1	BBB+	BBB+	Moderate Credit Risk
Baa2	BBB	BBB	
Baa3	BBB-	BBB-	
Ba1	BB+	BB+	It has speculative elements and it is subject to substantial credit risk
Ba2	BB	BB	
Ba3	BB-	BB-	
B1	B+	B+	It is considered speculative and it has high credit risk
B2	B	B	
B3	B-	B-	
Caa1	CCC+	CCC	Bad credit conditions and it is subject to high credit risk
Caa2	CCC	CCC	
Caa3	CCC-	CCC	
Ca	CC	C	Very close to default or in default
C	D	DD	
		D	

Source: Bloomberg

Latin America Credit Rating			
Clasificadora de riesgo			
Country	Moody's	Fitch	S&P
Peru	A3	BBB+	BBB+
Mexico	A3	BBB+	BBB+
Venezuela	C	C	SD
Brazil	Ba2	BB-	BB-
Colombia	Baa2	BBB	BBB-
Chile	Aa3	A	A+
Argentina	B2	B	B+
Panama	Baa2	BBB	BBB

Source: Bloomberg



Source: Bloomberg

Capital Market Laboratory Coordinator: Economist Bruno Bellido Anicama
 Support: Lith Fernandez Kaori Olulo, Jairo Trujillo, Mario Villar
 e-mail: pulsobursatil@ulima.edu.pe
 facebook: www.facebook.com/pulsobursatil.ul
 Phone number : 4376767 Anexes: 35340 - 35310

The content of this document is just for informational purposes. The information and opinions expressed should not be considered as recommendations for future decisions. Under any circumstances, the Capital Market Laboratory of University of Lima will be responsible for the use of the statements in this document