



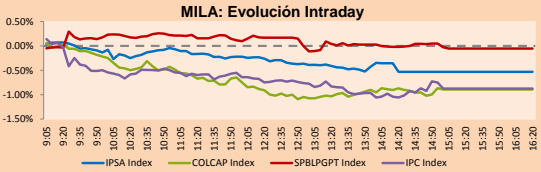
PULSO BURSÁTIL

Lima, April 24, 2018

MILA

Main Indices	Close	1 D	5 D	1 M	YTD	Market Cap. (US\$ bill)
▼ IPSA (Chile)	5,674.35	-0.53%	0.73%	3.35%	1.97%	220.68
▼ IGPA (Chile)	28,542.40	-0.45%	1.32%	3.68%	2.01%	271.43
▼ IGBC (Colombia)	12,381.16	-1.09%	1.31%	8.53%	7.87%	121.08
▼ COLCAP (Colombia)	1,562.55	-0.89%	0.67%	7.09%	3.23%	125.80
▼ S&P/BVL (Perú)*	21,504.17	-0.06%	0.92%	4.19%	7.66%	115.91
▼ S&P/BVL SEL (Perú)	403.20	-0.03%	0.31%	5.11%	9.56%	101.62
▼ S&P/BVL LIMA 25	32,076.07	-0.03%	0.30%	4.19%	4.26%	107.93
▼ IPC (México)	48,046.80	-0.82%	-1.81%	3.29%	-2.65%	314.18
▼ S&P MILA 40	792.38	-0.18%	0.09%	6.71%	8.68%	338.76

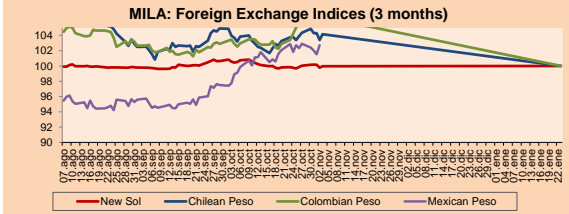
* Market Cap. Of the last price Legend: Variation 1D: 1 day; 5D: 5 days; 1M: 1 Month; YTD: Var%12/31/17 to date



Source: Bloomberg

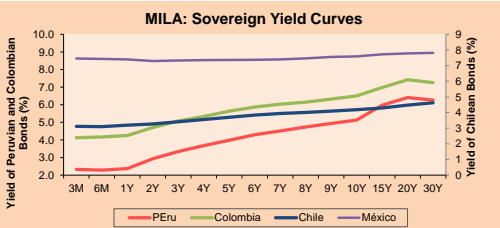
Currency	Price	1D*	5D*	30 D*	YTD*
▼ New Sol (PEN)	3,2308	-0.13%	0.33%	0.25%	-0.22%
▼ Chilean Peso (CLP)	598.67	-0.68%	0.38%	-1.50%	-2.72%
▼ Colombian Peso (COP)	2,783.31	-1.09%	2.18%	-2.04%	-6.81%
▼ Mexican Peso (MXN)	18.82	-0.66%	4.27%	1.58%	-4.27%

*Legend: Variation 1D: 1 day; 5D: 5 days; 1M: 1 Month; YTD: Var%12/31/17 to date



Base: 23/01/18=100 Source: Bloomberg

Instrument	Currency	Price	Bid Yield (%)	Ask Yield (%)	Duration
PERU 4.125 08/25/2027	USD	103.372	3.72	3.67	7.72
PERU 7.125 03/30/19	USD	104.295	2.50	2.33	0.90
PERU 7.35 07/21/25	USD	123.375	3.67	3.62	5.75
PERU 8.75 11/21/33	USD	147.8	4.48	4.44	9.60
PERU 6.55 03/14/37	USD	126.835	4.45	4.42	11.37
PERU 5.625 11/19/2050	USD	118.285	4.56	4.53	15.98
CHILE 2.25 10/30/22	USD	95.762	3.30	3.23	4.21
CHILE 3.875 08/05/20	USD	102	2.99	2.92	2.16
CHILE 3.625 10/30/2042	USD	93.785	4.04	4.01	15.66
COLOM 11.75 02/25/20	USD	115.277	3.17	3.02	1.66
COLOM 11.85 03/09/28	USD	161.778	4.18	4.13	6.74
COLOM 10.375 01/28/33	USD	158.255	4.86	4.77	8.92
COLOM 7.375 09/18/37	USD	127.565	5.14	5.10	11.31
COLOM 6.125 01/18/41	USD	113.993	5.10	5.06	12.75
MEX 4 10/02/23	USD	101.575	3.70	3.65	4.87
MEX5.55 01/45	USD	106.452	5.118	5.091	14.14



Source: Bloomberg

Equity	Exchange	Amt.	Price	▲%
Largest gains				
COLOSO	Santia.	CLP	310.00	19.23
CALICHERAA	Santia.	CLP	600.00	5.80
CARTAVC1	Lima	PEN	9.45	5.00
SIEMEL	Santia.	CLP	299.00	4.55
Per Turnover	Exchange	Amount (US\$)		
SOM-B	Santia.	33,024,621		
ECOPETROL	Colomb.	29,125,739		
SONDA	Santia.	11,705,761		
GRUPOSURA	Colomb.	10,775,979		
PFBOLOM	Santia.	7,213,472		

Largest losses	Exchange	Amt.	Price	▼%
PFCORFICOL	Colomb.	COP	21000.00	-4.55
ISA	Colomb.	COP	14500.00	-3.97
ESVAL-C	Santia.	CLP	0.03	-3.85
CAP	Santia.	CLP	7013.50	-3.73
Per Volume	Exchange	Volume		
BSANTANDER	Santia.	57,843,429		
ESVAL-C	Santia.	40,868,556		
VAPORES	Santia.	27,472,909		
ECOPETROL	Colomb.	26,203,386		
CHILE	Santia.	21,743,411		

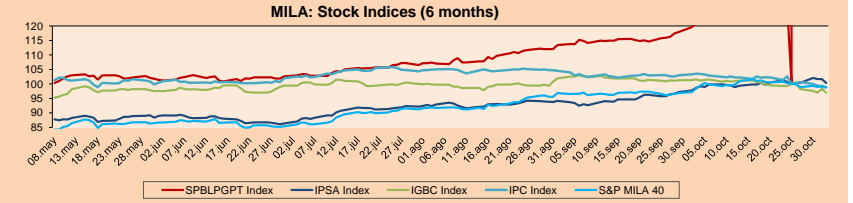
MILA

Peru: The General Index of the BVL ended today's session with a negative result of -0.06%. The index maintains a cumulative positive annual trend of +7.66% in local currency, while the index adjusted to foreign currency is +7.89%. Then, the S&P/BVL Peru SEL obtained a positive return of -0.24%, while the S&P/BVL LIMA 25 decreased -0.03%. The spot PEN reached S/3.2295.

Chile: The IPSA index ended the day with a negative result of -0.53%. The sectors of the index with the downward results were Information Technology (-2.48%) and Products of First Need (-1.02%). On the other hand, the values with the most negative results were CAP SA (-3.73%) and Sociedad de Inversiones Oro Blanco SA (-3.02%).

Colombia: The COLCAP index had a negative yield of -0.89%. The sectors of the index with the least favorable results were Industrial (-1.92%) and Public Services (-1.68%). On the other hand, the shares with the highest losses were Interconexión Eléctrica SA ESP (-3.97%) and Bancolombia SA (-2.91%).

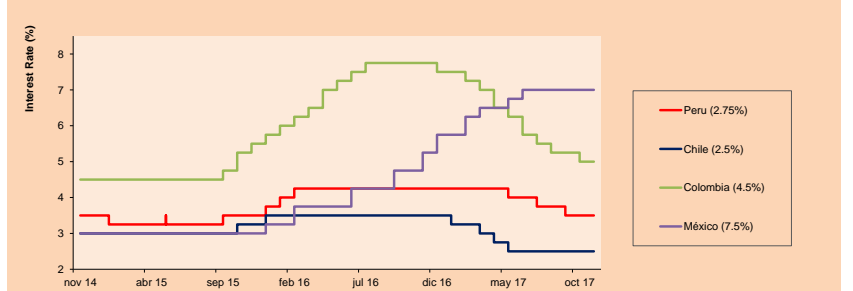
Mexico: Mexico's IPC index closed today's session with a negative result of -0.82%. The sectors of the index that generated the lowest results were Material (-1.49%) and Industrial (-0.96%). Finally, the stocks with the lowest yields were Cemex SAB de CV (-2.80%) and Alfa SAB de CV (-2.79%).



Base: 08/05/17=100 Source: Bloomberg

ETFs	Curr.	Close	1D	5D	30 D	YTD	Exchange
▲ iShares MSCI All Peru Capped Index Fund	USD	44.45	0.02%	0.41%	6.47%	8.47%	NYSE Arca
▲ iShares MSCI Chile Capped	USD	54.91	0.35%	0.42%	6.93%	5.27%	Cboe
▲ Global X MSCI Colombia	USD	15.9967	0.29%	-1.41%	9.12%	10.80%	NYSE Arca
▼ iShares MSCI Mexico Capped	USD	50.96	-0.29%	-5.91%	2.02%	3.39%	NYSE Arca
▼ iShares MSCI Emerging Markets	USD	46.66	-0.47%	-2.24%	-0.49%	-0.98%	NYSE Arca
▼ Vanguard FTSE Emerging Markets	USD	45.62	-0.46%	-2.15%	-0.35%	-0.44%	NYSE Arca
▼ iShares Core MSCI Emerging Markets	USD	56.52	-0.55%	-2.25%	-0.18%	-0.67%	NYSE Arca
▼ iShares JP Morgan Emerging Markets Bonds	USD	61.1	-0.63%	-2.11%	0.89%	0.56%	Cboe
▼ Morgan Stanley Emerging Markets Domestic	USD	7.58	0.13%	-1.81%	-1.71%	0.33%	New York

MILA: Policy Rate



Source: Bloomberg

Capital Market Laboratory Coordinator: Economist Bruno Bellido Anicam
Support: Lih Fernandez, Maria Pia Quijano, Jairo Trujillo, Mario Villar
e-mail: pulsobursatil@ulima.edu.pe
facebook: www.facebook.com/pulsobursatil.ul
Phone number : 4376767 Anexx: 35340 - 35310

PULSO BURSÁTIL

LIMA

Stocks

Ticker	Currency	Price	1D*	5D*	30D*	YTD*	Frequency	Volume (US\$)	Beta	Dividend Yield (%)	Price Earning	Market Cap. (M US\$)	Economic Sector*	Index Weight
▼ ALICORC1 PE**	S/.	11.56	-0.34%	3.24%	4.90%	11.34%	105.26%	969,372	0.91	2.08	21.78	3,051.77	Industrial	3.53%
▼ ATACOCB1 PE**	S/.	0.59	-1.67%	-1.67%	-6.35%	-13.24%	105.26%	4,565	1.84	0.00	-	206.40	Mining	1.02%
- BACKUSI1 PE**	S/.	20.10	0.00%	-0.50%	1.63%	12.25%	84.21%	9,332	0.38	5.06	4.92	8,305.54	Industrial	0.82%
▲ BAP PE**	US\$	234.55	1.23%	2.87%	8.94%	14.97%	105.26%	615,903	1.07	3.94	-	18,707.94	Diverse	5.82%
▼ BVN PE**	US\$	16.40	-0.30%	-0.06%	9.97%	16.36%	105.26%	98,387	1.40	0.35	-	4,520.41	Mining	5.88%
- CASAGRC1 PE**	S/.	5.60	0.00%	0.00%	1.82%	-9.53%	105.26%	5,200	0.68	7.21	14.96	146.01	Agricultural	1.31%
▼ CONTINC1 PE**	S/.	4.39	-1.35%	1.06%	6.76%	9.59%	105.26%	172,687	0.74	3.56	15.80	6,635.17	Finance	2.85%
- CORAREI1 PE**	S/.	0.80	0.00%	2.56%	8.25%	14.29%	105.26%	15,855	1.30	5.36	6.86	329.62	Industrial	1.72%
▲ CPACASC1 PE**	S/.	8.00	1.27%	1.27%	-0.62%	-1.84%	105.26%	59,331	0.62	4.38	37.75	1,058.27	Industrial	2.38%
▼ CVERDEC1 PE**	US\$	28.50	-1.72%	-8.06%	-1.62%	-2.12%	105.26%	225,820	1.22	2.00	40.36	9,976.60	Mining	5.25%
- ENGEPEC1 PE**	S/.	1.72	0.00%	-1.15%	-12.73%	-11.84%	84.21%	9,265	0.88	3.66	11.32	1,540.24	Public Services	1.44%
- ENDISPC1**	S/.	5.90	0.00%	1.90%	5.53%	7.59%	73.68%	21,222	0.75	0.00	10.99	1,166.13	Public Services	0.98%
▲ FERREY1 PE**	S/.	2.57	0.78%	3.71%	6.15%	6.15%	105.26%	1,015,320	1.02	5.27	9.61	806.86	Diverse	4.90%
▲ GRAMONC1 PE**	S/.	2.31	0.43%	-3.75%	40.85%	23.53%	105.26%	278,393	0.92	0.00	13.98	471.93	Diverse	4.05%
▲ IFS PE**	US\$	42.80	0.71%	5.29%	8.12%	14.87%	100.00%	1,322,012	0.62	3.27	17.79	4,841.14	Diverse	7.22%
▲ INRETC1 PE**	US\$	24.25	0.21%	2.11%	6.83%	15.48%	105.26%	943,450	1.00	0.80	27.85	2,493.08	Diverse	5.28%
▲ LUSURC1 PE**	S/.	12.25	0.82%	1.07%	3.96%	2.67%	105.26%	16,243	0.47	5.14	12.75	1,846.34	Public Services	1.81%
- MILPOC1 PE**	S/.	5.30	0.00%	-0.93%	1.73%	15.22%	94.74%	5,546	1.43	0.00	9.37	2,169.31	Mining	1.56%
▲ MINSUR1 PE**	S/.	1.84	2.22%	2.79%	6.98%	2.22%	100.00%	104,782	1.30	3.75	20.34	1,641.92	Mining	3.09%
▼ PML PE**	US\$	0.27	-0.37%	0.37%	5.88%	-15.63%	105.26%	30,343	1.60	0.00	-	70.36	Mining	2.12%
▼ RELAPAC1 PE**	S/.	0.30	-1.67%	-5.14%	-6.94%	-4.84%	105.26%	9,234	1.56	0.00	4.07	322.77	Industrial	2.12%
▼ SCCO PE**	US\$	54.50	-2.33%	-3.63%	0.09%	15.33%	94.74%	52,897	1.49	1.49	27.74	42,130.05	Mining	2.14%
▼ SIDERC1 PE**	S/.	0.59	-1.67%	5.36%	22.92%	22.92%	100.00%	30,165	1.41	0.00	5.38	224.24	Industrial	1.43%
▼ TV PE**	US\$	0.94	-2.08%	-1.05%	-6.00%	-21.67%	105.26%	393,344	1.70	0.00	-	778.81	Mining	2.93%
- UNACEMC1 PE**	S/.	2.89	0.00%	-0.34%	-4.93%	-3.25%	105.26%	5,177	0.70	1.80	19.77	1,472.82	Industrial	3.00%
- VOLCABC1 PE**	S/.	1.16	0.00%	0.00%	-4.92%	-12.12%	105.26%	642,506	1.41	1.18	-	2,692.22	Mining	5.90%

Quantity of shares: 26

Source: Bloomberg, Económica

* Bloomberg Industry Classification System

** PER is used in the stock market and original currency of the instrument

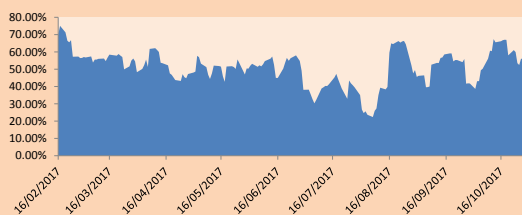
*Legend: Variation 1D: 1 Day; 5D: 5 Days; 1M: 1 Month; YTD: Var.% 12/31/17 to date

Sectorial Indices

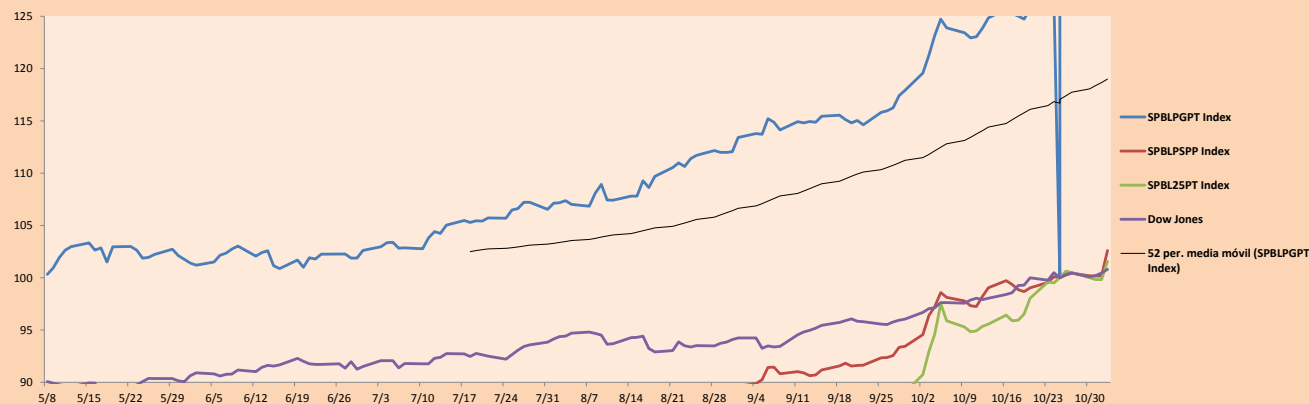
	Close	1D*	5D*	30D*	YTD*	Beta
▼ Mining Index	379.13	-1.29%	-1.69%	1.60%	6.65%	1.63
▼ Consumer Index	1,008.19	-0.15%	2.28%	4.71%	11.82%	0.40
▲ Industrial Index	249.53	0.53%	0.89%	6.13%	5.75%	0.91
▲ Banking and Financial Index	1,216.42	1.01%	3.22%	8.65%	13.77%	0.88
▲ Construction Index	277.80	0.50%	-0.41%	6.47%	4.78%	0.86
▼ Services Index	398.63	-0.16%	-0.52%	-2.73%	-4.31%	0.29
▼ Juniors Index	37.80	-0.29%	1.02%	7.82%	-13.76%	1.27
▼ Electric Index	389.17	-0.15%	-0.52%	-2.72%	-4.31%	0.29

*Legend: Variation 1D: 1 Day; 5D: 5 Days; 1M: 1 Month; YTD: Var.% 12/31/17 to date

Correlation Graph of Returns of Mining Index against Metallic Index of London (3 months)



Indices (6 months)



Source: Bloomberg

Capital Market Laboratory Coordinator: Economist Bruno Bellido Anicama

Support: Lith Fernandez, Maria Pia Quijano, Jairo Trujillo, Mario Villar

e-mail: pulsobursatil@ulima.edu.pe

facebook: www.facebook.com/pulsobursatil.u

Phone number : 4376767 Anexxes: 35340 - 35310

The content of this document is just for informational purposes . The information and opinions expressed should not be consider as recommendations for future decisions . Under any circumstances, the Capital Market Laboratory of University of Lima will be responsible for the use of the statements in this document.

PULSO BURSÁTIL

SOVEREIGN RATING

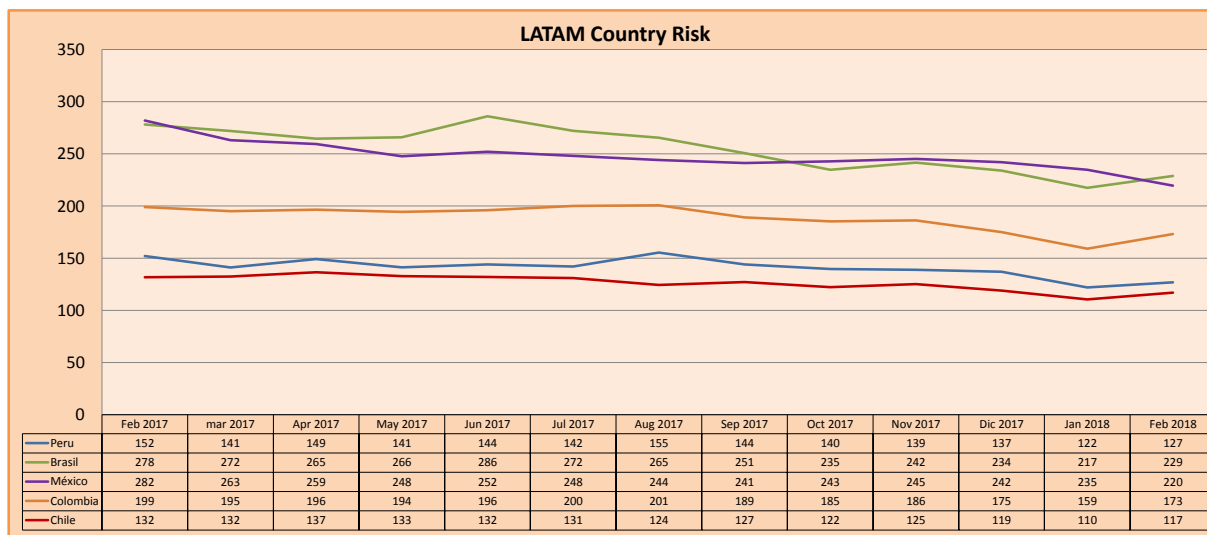
RISK RATINGS

Moody's	S&P	Fitch	
Aaa	AAA	AAA	Prime
Aa1	AA+	AA+	High credit quality
Aa2	AA	AA	
Aa3	AA-	AA-	
A1	A+	A+	Medium-high grade, with low credit risk
A2	A	A	
A3	A-	A-	
Baa1	BBB+	BBB+	Moderate Credit Risk
Baa2	BBB	BBB	
Baa3	BBB-	BBB-	
Ba1	BB+	BB+	It has speculative elements and it is subject to substantial credit risk
Ba2	BB	BB	
Ba3	BB-	BB-	
B1	B+	B+	It is considered speculative and it has high credit risk
B2	B	B	
B3	B-	B-	
Caa1	CCC+		Bad credit conditions and it is subject to high credit risk
Caa2	CCC		
Caa3	CCC-	CCC	
Ca	C		Very close to default or in default
		DDD	
C	D	DD D	

Source: Bloomberg

Latin America Credit Rating			
Clasificadora de riesgo			
Country	Moody's	Fitch	S&P
Peru	A3	BBB+	BBB+
Mexico	A3	BBB+	BBB+
Venezuela	C	C	SD
Brazil	Ba2	BB-	BB-
Colombia	Baa2	BBB	BBB-
Chile	Aa3	A	A+
Argentina	B2	B	B+
Panama	Baa2	BBB	BBB

Source: Bloomberg



Source: Bloomberg

Capital Market Laboratory Coordinator: Economist Bruno Bellido Anicama
 Support: Lith Fernandez, Maria Pia Quijano, Jairo Trujillo, Mario Villar
 e-mail: pulsobursatil@ulima.edu.pe
 facebook: www.facebook.com/pulsobursatil.ul
 Phone number : 4376767 Anexos: 35340 - 35310

The content of this document is just for informational purposes. The information and opinions expressed should not be considered as recommendations for future decisions. Under any circumstances, the Capital Market Laboratory of University of Lima will be responsible for the use of the statements in this document.