

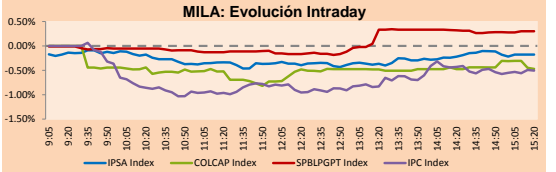
# PULSO BURSÁTIL

Lima, november 22, 2018

## MILA

Main Indices	Close	1 D	5 D	1 M	YTD	Market Cap. (US\$ bill)
▼ IPSA (Chile)	5,117.15	-0.22%	-1.14%	-0.10%	-8.04%	165.93
▼ IGPA (Chile)	25,995.73	-0.26%	-1.04%	-0.35%	-7.09%	223.23
▼ IGBC (Colombia)	12,006.64	-0.62%	-2.60%	-3.83%	4.60%	308,297.73
▼ COLCAP (Colombia)	1,383.36	-0.49%	-3.06%	-3.96%	-8.61%	312,576.93
▲ S&P/BVL (Perú)*	19,217.13	0.43%	0.17%	1.65%	-3.79%	101.22
▲ S&P/BVL SEL (Perú)	352.31	0.31%	-0.21%	1.57%	-4.27%	77.74
▲ S&P/BVL LIMA 25	26,301.19	1.26%	1.57%	2.58%	-14.51%	83.82
▲ IPC (México)	41,275.31	-0.56%	-2.54%	-12.12%	-16.38%	248.17
▲ S&P MILA 40	634.92	0.89%	-0.75%	-0.38%	-12.91%	277.58

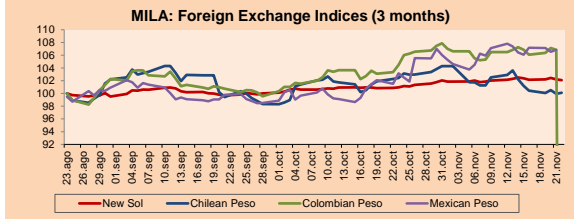
\* Market Cap. Of the last price Legend: Variation 1D: 1 day; 5D: 5 days; 1M: 1 Month; YTD: Var%12/31/17 to date



Source: Bloomberg

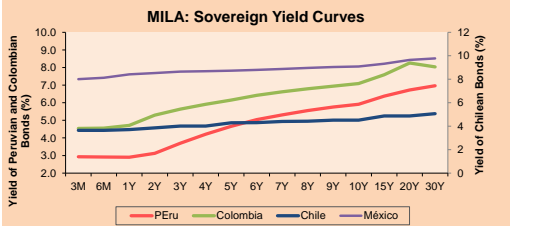
Currency	Price	1D*	5D*	30 D*	YTD*
▼ New Sol (PEN)	3,372.9	-0.11%	-0.28%	1.11%	4.17%
▲ Chilean Peso (CLP)	668.60	0.15%	-1.09%	-2.29%	8.64%
▲ Colombian Peso (COP)	1.00	-99.97%	-99.97%	-99.97%	-99.97%
▲ Mexican Peso (MXN)	20.31	0.30%	0.40%	5.25%	3.32%

\*Legend: Variation 1D: 1 day; 5D: 5 days; 1M: 1 Month; YTD: Var%12/31/17 to date



Base: 23/08/18=100 Source: Bloomberg

Instrument	Currency	Price	Bid Yield (%)	Ask Yield (%)	Duration
PERU 4.125 08/25/2027	USD	100.925	4.03	3.97	7.24
PERU 7.125 03/30/19	USD	102.211	1.21	0.17	0.34
PERU 7.35 07/21/25	USD	120.455	3.88	3.80	5.30
PERU 8.75 11/21/33	USD	143.058	4.73	4.69	9.49
PERU 6.55 03/14/37	USD	121.835	4.78	4.73	10.94
PERU 5.625 11/18/2050	USD	111.928	4.90	4.87	15.72
CHILE 2.25 10/30/22	USD	95.331	3.58	3.49	3.71
CHILE 3.875 08/05/20	USD	101.175	3.23	3.08	1.61
CHILE 3.625 10/30/2042	USD	88.324	4.44	4.40	15.38
COLOM 11.75 02/25/20	USD	110.004	3.65	3.30	1.15
COLOM 11.85 03/09/28	USD	150.54	5.02	4.95	6.28
COLOM 10.375 01/28/33	USD	146.075	5.69	5.55	8.45
COLOM 7.375 09/18/37	USD	118.606	5.77	5.72	10.74
COLOM 6.125 01/18/41	USD	105.733	5.69	5.65	12.11
MEX 4 10/02/23	USD	98.232	4.44	4.38	4.33
MEX5.55 01/45	USD	97.516	5.743	5.724	13.33



Source: Bloomberg

Equity	Exchange	Amt.	Price	▲ %
<b>Largest gains</b>				
PML	Lima	USD	0.18	12.50
ELCONDOR	Colomb.	COP	1000.00	8.70
ENKA	Colomb.	COP	6.89	5.51
SCHWAGER	Santia.	CLP	0.65	4.84
<b>Per Turnover</b>				
ECOPETROL	Colomb.	2,565,982,000		
PFAVAL	Colomb.	1,409,928,000		
BOGOTA	Colomb.	1,079,706,000		
GRUPOSURA	Colomb.	1,108,825,000		
ISA	Colomb.	784,573,100		

Exchange	Amt.	Price	▼ %	
<b>Largest losses</b>				
PEHUENCHE	Santia.	CLP	2500.00	-16.67
MIRL	Lima	USD	0.04	-12.50
DNT	Lima	USD	0.04	-11.11
Fabricato	Colomb.	COP	5.00	-9.26
<b>Per Volume</b>				
Fabricato	Colomb.	17,950,279		
BSANTANDER	Santia.	9,768,553		
NORTEGRAN	Santia.	8,358,764		
CAMANCHACA	Santia.	7,902,930		
COLBUN	Santia.	3,617,031		

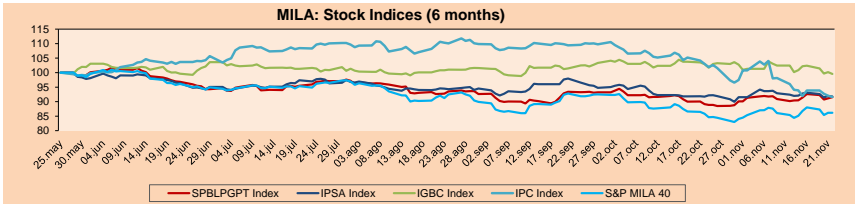
## MILA

**Peru:** The General Index of the BVL of Peru ended today's session with a positive result of + 0.43%. The index maintains an accumulated annual negative trend of - 3.78% in local currency, while the adjusted yield in dollars amounts to - 7.63%. Then, the S & P / BVL Peru SEL obtained a positive return of + 0.76%, while the S & P / BVL LIMA 25 increased by + 1.3%. The spot PEN reached S / 3.3750. **Highlight:** Peruvian currency rises to a maximum of two weeks due to global weakness of the dollar.

**Chile:** The IPSA index ended the day with a negative return of -0.22%. The sectors of the index with the most negative results were Industrial (-1.08%) and Real Estate (-0.94%). On the other hand, the values with the lowest results were CAP SA (-1.64%) and Lan Airlines SA (-1.37%). **Highlight:** Chilean retailer Cencosud reports losses, pressured by adjustments in Argentina.

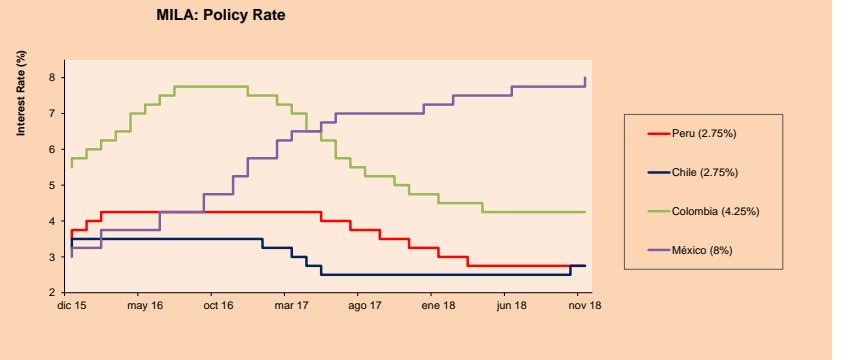
**Colombia:** The COLCAP index closed the session with negative results of -0.14%. Communication services (-2.61%) and Public Services (-0.46%) were the sectors with the highest performance. In addition, the shares with the lowest yields were Empresa de Telecomunicaciones (-2.61%) and Corporación Financiera Colombi (-2.56%). **Highlight:** Colombia will suffer inflationary shocks, but the central bank will not react immediately, instead, it will see how inflation expectations affect.

**Mexico:** Mexico's IPC index closed today's session with a negative yield of -0.55%. The sectors of the index that generated the most negative results were Materials (-3.63%) and Health (-2.82%). Finally, the stocks with the lowest yields were Grupo Mexico SAB de CV (-4.71%) and Cemex SAB de CV (-3.72%). **Highlight:** Mexico's annual inflation slowed in early November when the central bank raised its benchmark interest rate to combat possible pressures related to the recent fall in the peso.



Base: 28/05/18=100 Source: Bloomberg

ETFs	Curr.	Close	1D	5D	30 D	YTD	Exchange
- iShares MSCI All Peru Caped Index Fund	USD	35.45	0.00%	-0.53%	0.85%	-13.49%	NYSE Arca
- iShares MSCI Chile Capped	USD	43.6	0.00%	0.00%	3.15%	-16.41%	Cboe BZX
- Global X MSCI Colombia	USD	12.31	0.00%	-2.76%	-4.05%	-14.73%	NYSE Arca
- iShares MSCI Mexico Capped	USD	40.36	0.00%	0.30%	-13.26%	-18.12%	NYSE Arca
- iShares MSCI Emerging Markets	USD	40.21	0.00%	-1.49%	1.39%	-14.66%	NYSE Arca
- Vanguard FTSE Emerging Markets	USD	39	0.00%	-1.14%	2.34%	-15.05%	NYSE Arca
- iShares Core MSCI Emerging Markets	USD	48.54	0.00%	-1.36%	1.38%	-14.69%	NYSE Arca
- iShares JP Morgan Emerging Markets Bonds	USD	56.12	0.00%	-0.88%	1.94%	-7.64%	Cboe BZX
- Morgan Stanley Emerging Markets Domestic	USD	6.33	0.00%	0.96%	-1.56%	-17.79%	New York



Source: Bloomberg

Capital Market Laboratory Coodinator: Economist Bruno Bellido Anicama  
Support: Lith Fernandez, Samuel Machacuay, Maria Pia Quijano, Jorge Retamozo  
e-mail: pulsobursatil@ulima.edu.pe  
facebook: www.facebook.com/pulsobursatil.ul  
Phone number : 4376767 Annexes: 35340 - 35310

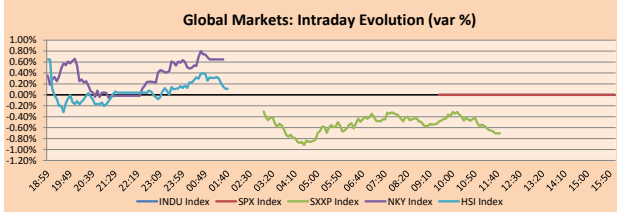


# PULSO BURSÁTIL

## WORLD

Main Indices	Close	1 D*	5 D*	1 M*	YTD*	Market Cap. (US\$ Mill.)
▼ Dow Jones (USA)	24,464.69	0.00%	-2.46%	-3.37%	-1.03%	6,802,938
▲ Standard & Poor's 500 (USA)	2,649.93	0.30%	-1.91%	-3.84%	-0.89%	23,146,304
▲ NASDAQ Composite (USA)	6,972.25	0.92%	-2.30%	-6.65%	1.00%	10,883,375
▼ Stoxx EUROPE 600 (Europe)	352.57	-0.70%	-1.63%	-1.99%	-9.41%	8,428,049
▼ DAX (Germany)	11,388.49	-0.94%	-1.90%	-3.35%	-13.77%	946,943
▼ FTSE 100 (United Kingdom)	6,960.32	-1.23%	-1.10%	-1.17%	-9.46%	1,505,259
▼ CAC 40 (France)	4,938.14	-0.75%	-1.50%	-2.28%	-7.05%	1,301,258
▼ IBEX 35 (Spain)	8,906.20	-0.61%	-1.84%	1.13%	-11.33%	489,379
▼ MSCI AC Asia Pacific Index	150.14	-0.27%	-1.07%	-2.36%	-13.62%	16,456,682
▼ HANG SENG (Hong Kong)	26,019.41	0.18%	-0.32%	2.65%	-13.03%	2,439,992
▼ SHANGHAI SE Comp. (China)	2,846.43	-0.23%	-0.85%	1.95%	-20.01%	4,088,372
▲ NIKKEI 225 (Japan)	21,646.55	0.65%	-0.22%	-1.65%	-4.91%	3,247,428
▲ BOVESPA (Brazil)	87,477.44	0.24%	3.02%	2.20%	14.50%	690,612
▲ MERVAL (Argentina)	30,274.51	0.04%	3.07%	5.97%	0.69%	95,568

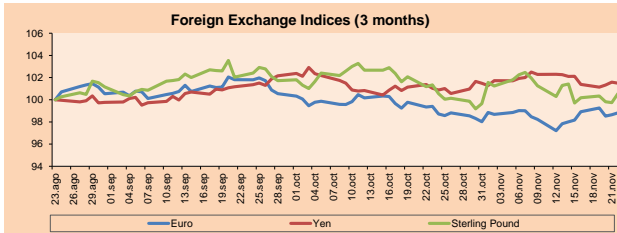
\*Legend: Variation 1D: 1 Day; 5D: 5 Days; 1M: 1 Month; YTD: Var.% 12/31/17 to date



Source: Bloomberg

Currency	Price	1 D*	5 D*	1 M*	YTD*
▲ Euro	1.1406	0.19%	0.69%	-0.57%	-4.99%
▼ Yen	112.9800	-0.07%	-0.58%	0.48%	0.26%
▲ Sterling Pound	1.2881	0.81%	0.84%	-0.79%	-4.68%
▲ Yuan	6.9320	0.07%	-0.10%	-0.09%	6.54%
▼ Hong Kong Dollar	7.8304	-0.04%	0.01%	-0.10%	0.21%
▲ Brazilian Real	3.8040	0.17%	0.51%	2.97%	14.98%
▲ Argentine Peso	36.4282	0.42%	1.02%	-0.47%	95.61%

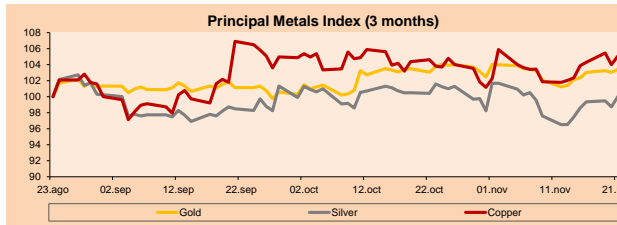
\*Legend: Variation 1D: 1 Day; 5D: 5 Days; 1M: 1 Month; YTD: Var.% 12/31/17 to date



Base: 23/08/18=100  
Source: Bloomberg

Commodities	Close	1 D*	5 D*	1 M*	YTD*
▲ Oro (US\$ Oz. T) (LME)	1,227.72	0.14%	1.18%	-0.21%	-5.78%
▼ Plata (US\$ Oz. T) (LME)	14.49	-0.07%	1.38%	-1.63%	-14.44%
- Cobre (US\$ TM) (LME)	6,269.00	0.00%	1.15%	1.20%	-13.02%
- Zinc (US\$ TM) (LME)	2,662.50	0.00%	0.51%	-2.17%	-20.22%
▼ Petróleo WTI (US\$ Barril) (NYM)	53.85	-1.43%	-4.99%	-19.17%	-6.75%
- Estano (US\$ TM) (LME)	19,257.00	0.00%	-0.74%	-0.43%	-4.17%
- Plomo (US\$ TM) (LME)	1,980.50	0.00%	3.57%	-0.93%	-20.29%
- Molibdeno (US\$ TM) (LME)	24,883.00	0.00%	-0.01%	0.01%	59.12%
- Azúcar #11 (US\$ Libra) (NYB-ICE)	12.68	0.00%	0.24%	-8.18%	-19.18%
- Cacao (US\$ TM) (NYB-ICE)	2,145.00	0.00%	-3.33%	-2.85%	9.10%
- Café Arábica (US\$ TM) (NYB-ICE)	114.10	0.00%	0.26%	-8.61%	-18.50%

\*Lenda: Variación 1D: 1 Día; 5D: 5 Días; 1M: 1 Mes; YTD: Var.% 31/12/17 a la fecha



Base: 23/08/18=100  
Source: Bloomberg

## Equity

Alemania (Acciones del DAX Index)

Largest gains	Curr.	Price	▲%	Exchange	Largest losses	Curr.	Price	▼%	Exchange
HEN3 GY	EUR	99.98	0.58	Xetra	LIN GY	EUR	138.3	-1.98	Xetra
TKA GY	EUR	16.2	0.37	Xetra	EOAN GY	EUR	9	-1.97	Xetra
DB1 GY	EUR	114.25	0.35	Xetra	BAS GY	EUR	65.73	-1.82	Xetra
RWE GY	EUR	19.2	-0.23	Xetra	ADS GY	EUR	201.6	-1.37	Xetra

Europe (Stocks from STOXX EUROPE 600)

Largest gains	Curr.	Price	▲%	Exchange	Largest losses	Curr.	Price	▼%	Exchange
JE/LN	Gbp	596.8	3.86	Londres	ROR LN	Gbp	258.2	-9.08	Londres
BRBY LN	Gbp	1819	3.68	Londres	EUR LN	Gbp	491.4	-5.93	Londres
MOR GY	EUR	97.85	3.44	Xetra	IMB LN	Gbp	2456.5	-4.58	Londres
RMG LN	Gbp	327.5	3.34	Londres	SKG ID	EUR	24.32	-4.48	Dublin

## Global Overview:

### United States:

The US stock market remained closed for Thanksgiving day (holiday).

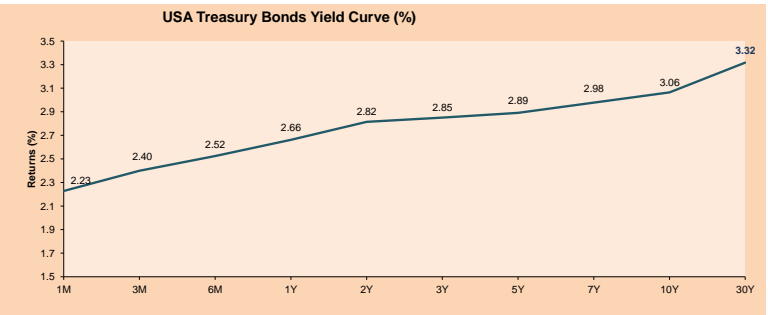
### Europe:

The European stock market ended the session with negative results among its main indices, with the banking and energy sectors under pressure. The Stoxx Europe (-0.70%) closed down after increasing 0.5% on Wednesday, similarly, the British FTSE 100 (-1.28%) and the German DAX 30 (-0.94%) indexes remained lower. The pound sterling appreciated last Wednesday in New York from \$ 1.2766 to \$ 1.2872, this trend remained on Thursday as Britain and the European Union came to agree on a draft text that establishes a close relationship after the Brexit, although the dispute with Spain for control of Gibraltar has yet to be resolved before EU leaders meet in Brussels on Sunday to seal the pact. This effect in the British currency is one of the main responsible for the fall of the index as it affects the profits of companies. In corporate news the shares of AstraZeneca (-0.27%) and HSB (-1.50%) fell during the session. On the other hand, the heads of Volkswagen, BMW and Daimler are ready to attend a meeting at the White House, which could take place next week. It should be remembered that President Donald Trump has threatened to impose tariffs on all vehicles assembled by the EU, threatening to end the business model.

### Asia:

The Asian market finished the day with mixed results among its main indices due to a low volume of trading on Thanksgiving, a non-working date in the United States. In Japan, the Nikkei ended up at +0.65%, where stocks rose after the publication of a report from the MHI portal that indicated that the FED could put a pause on its rate increase program. Additionally, the slow growth of inflation stopped in front of concerns about a fall in the prices of energy and telecommunication services, hindering the bank's 2% annual inflation goal. In October, the figure reached 1% with respect to the previous year, but the figure excluding fresh foods repeated 1% in September. On the other hand, China ruled out accusations from the European Union about the use of a strategy to expand Chinese companies in Europe. This is due to the new rules of the European block on the detection of foreign capital that could affect national security, however, diplomatic representatives said that this investment depended only on factors such as the advantages of local companies and market conditions, discarding strategic considerations or political maneuvers. The Shanghai index ended -0.37%.

ETFs	Curr.	Close	1D	5D	30 D	YTD	Exchange
SPDR S&P 500 ETF TRUST	USD	285.02	0.00%	-2.93%	-3.14%	-0.69%	NYSE Arca
ISHARES MSCI EMERGING MARKET	USD	40.21	0.00%	-1.49%	1.39%	-14.66%	NYSE Arca
ISHARES IBOXX HIGH YLD CORP	USD	83.17	0.00%	-0.42%	-1.99%	-4.69%	NYSE Arca
FINANCIAL SELECT SECTOR SPDR	USD	26.21	0.00%	-2.06%	1.24%	-6.09%	NYSE Arca
VANECK VECTORS GOLD MINERS E	USD	19.81	0.00%	3.77%	-1.44%	-14.76%	NYSE Arca
ISHARES RUSSELL 2000 ETF	USD	148.03	0.00%	-2.34%	-2.39%	-2.91%	NYSE Arca
SPDR GOLD SHARES	USD	115.86	0.00%	0.95%	-0.46%	-6.30%	NYSE Arca
ISHARES 20+ YEAR TREASURY BO	USD	115.02	0.00%	0.86%	0.97%	-9.33%	NASDAQ GM
INVESTCO QQQ TRUST SERIES 1	USD	160.37	0.00%	-4.59%	-7.45%	2.96%	NASDAQ GM
ISHARES NASDAQ BIOTECHNOLOGY	USD	102.80	0.00%	-1.30%	-5.77%	-3.72%	NASDAQ GM
ENERGY SELECT SECTOR SPDR	USD	65.98	0.00%	-0.62%	-4.22%	-6.69%	NYSE Arca
PROSHARES ULTRA VIX ST FUTUR	USD	61.49	0.00%	5.76%	9.18%	20.45%	NYSE Arca
UNITED STATES OIL FUND LP	USD	11.52	0.00%	-3.84%	-17.95%	-4.08%	NYSE Arca
ISHARES MSCI BRAZIL ETF	USD	39.40	0.00%	-1.18%	-0.40%	-2.60%	NYSE Arca
SPDR S&P OIL & GAS EXP & PR	USD	33.70	0.00%	-3.13%	-11.25%	-9.36%	NYSE Arca
UTILITIES SELECT SECTOR SPDR	USD	54.08	0.00%	0.06%	0.30%	2.66%	NYSE Arca
ISHARES US REAL ESTATE ETF	USD	79.90	0.00%	0.29%	3.50%	-1.37%	NYSE Arca
SPDR S&P BIOTECH ETF	USD	77.87	0.00%	0.41%	-6.65%	-8.25%	NYSE Arca
ISHARES IBOXX INVESTMENT GRA	USD	111.59	0.00%	0.07%	-1.00%	-8.20%	NYSE Arca
ISHARES JPM MORGAN USD EMERGI	USD	103.29	0.00%	-0.56%	-1.99%	-11.03%	NASDAQ GM
REAL ESTATE SELECT SECT SPDR	USD	33.09	0.00%	0.30%	4.81%	0.46%	NYSE Arca
ISHARES CHINA LARGE-CAP ETF	USD	40.90	0.00%	-0.92%	2.53%	-11.41%	NYSE Arca
CONSUMER STAPLES SPDR	USD	54.60	0.00%	-2.36%	0.15%	-4.03%	NYSE Arca
VANECK VECTORS JUNIOR GOLD M	USD	28.10	0.00%	3.61%	-5.29%	-17.67%	NYSE Arca
SPDR BBG BARC HIGH YIELD BND	USD	34.56	0.00%	-0.60%	-2.26%	-5.88%	NYSE Arca
VANGUARD REAL ESTATE ETF	USD	80.14	0.00%	0.26%	3.58%	-3.42%	NYSE Arca



Source: Bloomberg

Capital Market Laboratory Coordinator: Economist Bruno Bellido Anicama  
Support: Lith Fernandez, Samuel Machacuay, Maria Pia Quijano, Jorge Retamozo  
e-mail: pulsobursatil@ulima.edu.pe  
facebook: www.facebook.com/pulsobursatil.ul  
Phone number : 4376767 Annexes: 35340 - 35310



# PULSO BURSÁTIL

## LIMA

### Stocks

Ticker	Currency	Price	1D*	5D*	30D*	YTD*	Frequency	Volume (US\$)	Beta	Dividend Yield (%)	Price Earning	Market Cap. (M US\$)	Economic Sector*	Index Weight
▼ ALICORC1 PE**	S/.	9.83	-0.30%	0.20%	-1.21%	-7.26%	100.00%	128,202	0.61	2.44	17.10	2,490.59	Industrial	3.53%
ATACOCB1 PE**	S/.	0.37	0.00%	2.78%	2.78%	-45.59%	100.00%	2,539	1.49	0.00	-	103.64	Mining	1.02%
- BACKUSH1 PE**	S/.	22.00	0.00%	0.00%	1.38%	19.50%	78.95%	39	0.45	0.00	8.96	8,652.66	Industrial	0.82%
- BAP PE**	US\$	223.50	0.00%	-0.49%	3.45%	7.45%	94.74%	669	1.09	0.00	-	17,826.69	Diverse	5.82%
- BVN PE**	US\$	14.14	0.00%	-1.39%	-1.12%	0.14%	89.47%	2,542	1.57	0.61	-	3,598.14	Mining	5.88%
▼ CASAGRC1 PE**	S/.	4.00	-2.44%	1.27%	6.67%	-35.38%	100.00%	2,964	0.92	0.47	173.80	99.90	Agricultural	1.31%
▲ CONTINC1 PE**	S/.	3.80	2.70%	-3.80%	-6.17%	0.66%	100.00%	198,250	0.56	3.74	14.72	6,048.41	Finance	2.85%
- CORAREI1 PE**	S/.	0.66	0.00%	-2.94%	6.45%	-8.33%	100.00%	11,744	1.06	7.96	4.02	296.23	Industrial	1.72%
▲ CPACASC1 PE**	S/.	6.55	0.77%	0.77%	-2.96%	-19.63%	100.00%	44,299	0.83	5.76	30.91	829.41	Industrial	2.38%
▼ CVERDEC1 PE**	US\$	21.25	-1.16%	-1.16%	-2.97%	-28.45%	84.21%	16,692	1.08	2.69	19.12	7,438.69	Mining	5.25%
- ENGEPEC1 PE**	S/.	2.00	0.00%	2.56%	0.00%	1.01%	31.58%	4,062	0.74	8.71	9.01	1,715.52	Public Services	1.44%
- ENDISPC1**	S/.	5.41	0.00%	1.12%	0.74%	-4.08%	63.16%	3,357	0.77	3.96	10.16	1,024.23	Public Services	0.98%
- FERREYC1 PE**	S/.	2.37	0.00%	3.49%	11.79%	-7.06%	100.00%	882,790	0.98	5.72	10.24	685.57	Diverse	4.90%
▼ GRAMONC1 PE**	S/.	2.13	-2.29%	3.90%	4.41%	13.90%	89.47%	9,543	0.66	0.00	-	416.83	Diverse	4.05%
▼ IFS PE**	US\$	39.00	-0.51%	0.91%	1.30%	1.30%	94.74%	308,583	0.61	3.59	13.37	4,411.32	Diverse	7.22%
▲ INRETC1 PE**	US\$	28.32	0.07%	4.89%	10.63%	34.86%	100.00%	6,372	1.00	0.00	51.71	2,911.50	Diverse	5.28%
- LUSURC1 PE**	S/.	10.50	0.10%	0.00%	-7.08%	-12.86%	94.74%	4,047	0.47	6.57	10.26	1,515.90	Public Services	1.81%
- MINSURH1 PE**	S/.	1.42	0.00%	1.43%	5.97%	-21.11%	73.68%	9,771	1.39	4.85	0.79	1,213.75	Mining	3.09%
- PML PE**	US\$	0.18	12.50%	8.43%	-4.76%	-43.75%	89.47%	12,762	1.63	0.00	-	47.49	Mining	2.12%
▼ RELAPAC1 PE**	S/.	0.12	-0.83%	-1.64%	-11.76%	-61.29%	94.74%	4,527	1.11	0.00	391.01	125.76	Industrial	2.12%
- SCCO PE**	US\$	35.92	0.00%	-2.34%	-3.52%	-24.47%	78.95%	77,180	0.00	15.86	27,767.76	Mining	2.14%	
- SIDERC1 PE**	S/.	0.57	0.00%	0.00%	18.75%	18.75%	73.68%	1,275	1.51	0.00	6.20	207.51	Industrial	1.43%
- TV PE**	US\$	0.34	0.00%	-5.56%	-15.00%	-71.67%	100.00%	59,774	1.67	0.00	-	282.61	Mining	2.93%
- UNACEMC1 PE**	S/.	2.10	0.00%	0.00%	-2.78%	-30.00%	94.74%	8,674	0.52	2.48	18.92	1,025.13	Industrial	3.00%
- VOLCABC1 PE**	S/.	0.70	0.00%	-2.78%	20.69%	-46.97%	100.00%	12,428	1.77	1.95	-	2,240.75	Mining	5.90%

Quantity of shares: 25

Up 5

Source: Bloomberg, Económica

\* Bloomberg Industry Classification System

\*\* PER is used in the stock market and original currency of the instrument

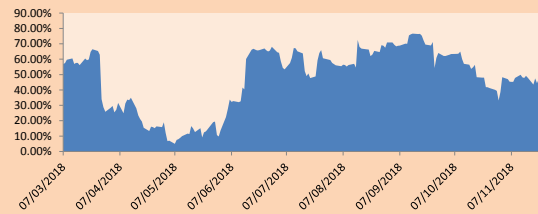
\*Legend: Variation 1D: 1 Day; 5D: 5 Days; 1M: 1 Month; YTD: Var.% 12/31/17 to date

### Sectorial Indices

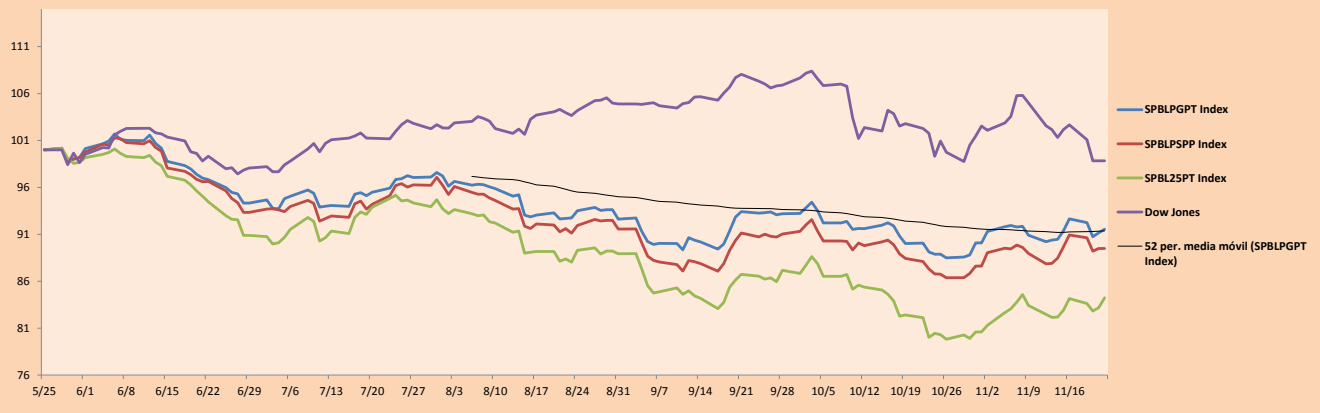
	Close	1D*	5D*	30D*	YTD*	Beta
▲ Mining Index	287.39	0.07%	-1.80%	0.65%	-19.15%	1.79
▼ Consumer Index	1,007.75	-0.12%	1.72%	3.67%	11.77%	0.32
▲ Industrial Index	223.82	3.31%	5.69%	8.82%	-5.14%	0.72
▲ Banking and Financial Index	1,201.87	0.19%	-0.51%	3.91%	12.41%	1.01
▲ Construction Index	249.39	5.05%	6.91%	7.82%	-5.94%	0.59
▲ Services Index	399.76	0.02%	0.84%	-2.18%	-4.04%	0.11
▲ Juniors Index	27.84	4.98%	-2.14%	-9.87%	-36.48%	1.09
▲ Electric Index	390.27	0.02%	0.84%	-2.18%	-4.04%	0.11

\*Legend: Variation 1D: 1 Day; 5D: 5 Days; 1M: 1 Month; YTD: Var.% 12/31/17 to date

Correlation Graph of Returns of Mining Index against Metallic Index of London (3 months)



Indices (6 months)



Source: Bloomberg

Capital Market Laboratory Coordinator: Economist Bruno Bellido Anicama  
 Support: Lith Fernandez, Samuel Machacuay, Maria Pia Quijano, Jorge Retamozo  
 e-mail: pulsobursatil@ulima.edu.pe  
 facebook: www.facebook.com/pulsobursatil.ul  
 Phone number : 4376767 Annexes: 35340 - 35310

The content of this document is just for informational purposes. The information and opinions expressed should not be consider as recommendations for future decisions. Under any circumstances, the Capital Market Laboratory of University of Lima will be responsible for the use of the statements in this document.

# PULSO BURSÁTIL

## SOVEREIGN RATING

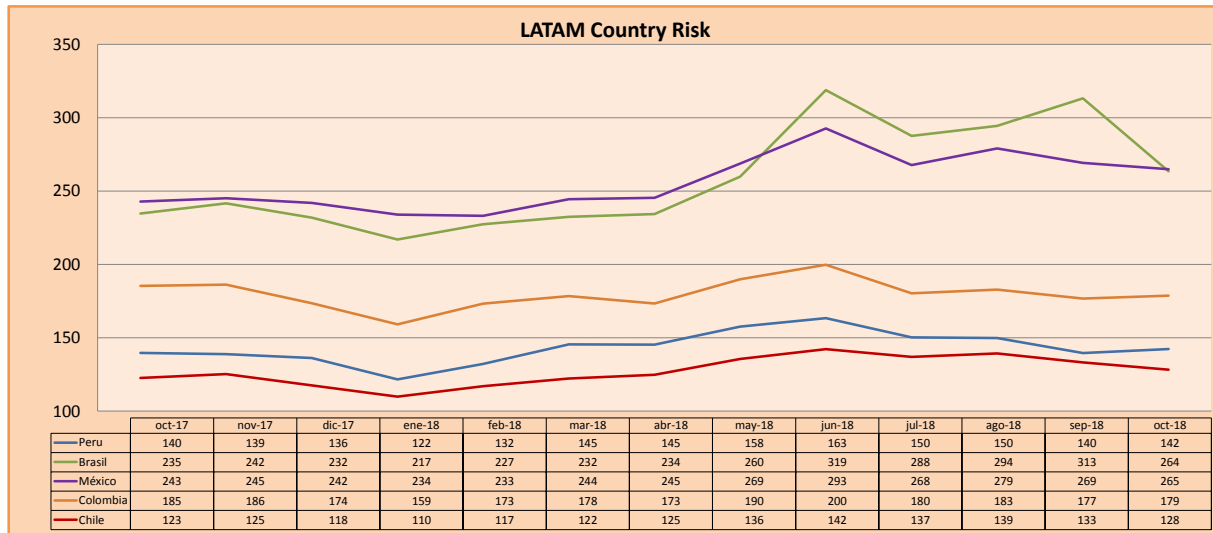
### RISK RATINGS

Moody's	S&P	Fitch	
Aaa	AAA	AAA	Prime
Aa1	AA+	AA+	High credit quality
Aa2	AA	AA	
Aa3	AA-	AA-	
A1	A+	A+	Medium-high grade, with low credit risk
A2	A	A	
A3	A-	A-	
Baa1	BBB+	BBB+	Moderate Credit Risk
Baa2	BBB	BBB	
Baa3	BBB-	BBB-	
Ba1	BB+	BB+	It has speculative elements and it is subject to substantial credit risk
Ba2	BB	BB	
Ba3	BB-	BB-	
B1	B+	B+	It is considered speculative and it has high credit risk
B2	B	B	
B3	B-	B-	
Caa1	CCC+		Bad credit conditions and it is subject to high credit risk
Caa2	CCC		
Caa3	CCC-	CCC	
Ca	C		Very close to default or in default
		DDD	
C	D	DD D	

Source: Bloomberg

Latin America Credit Rating			
Clasificadora de riesgo			
Country	Moody's	Fitch	S&P
Peru	A3	BBB+	BBB+
Mexico	A3	BBB+	BBB+
Venezuela	C	C	SD
Brazil	Ba2	BB-	BB-
Colombia	Baa2	BBB	BBB-
Chile	A1	A	A+
Argentina	B2	B	B
Panama	Baa2	BBB	BBB

Source: Bloomberg



Source: Bloomberg

Capital Market Laboratory Coordinator: Economist Bruno Bellido Anicama  
Support: Lith Fernandez, Samuel Machacuay, Maria Pia Quijano, Jorge Retamozo  
e-mail: pulsobursatil@ulima.edu.pe  
facebook: www.facebook.com/pulsobursatil.ul  
Phone number : 4376767 Annexes: 35340 - 35310

The content of this document is just for informational purposes. The information and opinions expressed should not be considered as recommendations for future decisions. Under any circumstances, the Capital Market Laboratory of University of Lima will be responsible for the use of the statements in this document.