



PULSO BURSÁTIL

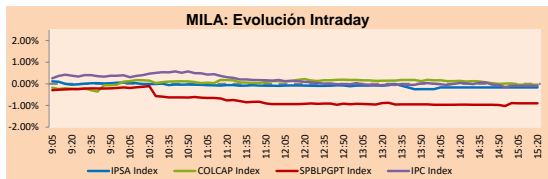
Lima, October 9, 2019

MILA

Main Indexes	Close	1 D	5 D	1 M	YTD	
▼ IPSA (Chile)	5,032.56	-0.17%	0.22%	3.12%	-1.43%	144.63
▼ IGPA (Chile)	25,374.29	-0.15%	0.29%	3.08%	-2.22%	181.57
▲ IGBC (Colombia)	12,907.86	0.03%	1.01%	1.20%	15.83%	98.12
▲ COLCAP (Colombia)	1,589.31	-0.04%	0.92%	1.05%	19.86%	93.50
▼ S&P/BVL (Perú)*	19,059.65	-0.90%	0.27%	-0.79%	-1.50%	87.40
▼ S&P/BVL SEL (Perú)	495.75	-1.12%	0.38%	-0.48%	-3.24%	67.52
▼ S&P/BVL LIMA 25	24,236.91	-0.91%	0.55%	0.59%	-8.57%	82.18
▼ IPC (México)	42,501.92	-0.08%	0.66%	-0.20%	2.07%	270.51
▼ S&P MILA 40	601.51	-0.22%	-0.33%	-0.32%	-1.17%	253.52

* Market Cap. Of the last price

*Legend: Variation 1D: 1 day; 5D: 5 days; 1M: 1 Month; YTD: Var%/12/31/18 to date



Source: Bloomberg

Currency	Price	1D*	5D*	30D*	YTD*
▼ New Sol (PEN)	3,367.1	-0.47%	-0.66%	0.53%	-0.06%
▲ Chilean Peso (CLP)	724.15	-0.08%	-0.19%	1.28%	4.40%
▲ Colombian Peso (COP)	3,467.75	0.41%	-0.85%	2.85%	6.71%
▼ Mexican Peso (MXN)	19.57	-0.28%	-1.13%	-0.01%	-0.41%

*Legend: Variation 1D: 1 day; 5D: 5 days; 1M: 1 Month; YTD: Var%/12/31/18 to date

Equity

Largest gains	Exchange	Amt.	Price	▲ %
SIEMEL	Santia.	CLP	399.00	10.83
BBV	Lima	USD	5.00	6.16
SIDERC1	Lima	PEN	0.58	5.45
SOQUICOM	Santia.	CLP	160.30	2.49

Largest losses	Exchange	Amt.	Price	▼ %
DNT	Lima	USD	0.03	-8.57
BUENAVC1	Lima	PEN	48.40	-6.92
GANADERO	Colomb.	COP	370.00	-3.90
VOLCABC1	Lima	PEN	0.43	-3.15

Per Turnover	Exchange	Amount (US\$)
CEMARGOS	Colomb.	9,023,367
FALABELLA	Santia.	8,568,547
CHILE	Santia.	6,661,812
COPEC	Santia.	4,226,546
SQM-B	Santia.	4,019,760

Per Volume	Exchange	Volume
CHILE	Santia.	47,372,127
BSANTANDER	Santia.	32,643,275
ESVAL-C	Santia.	29,061,764
VAPORES	Santia.	16,292,692
COLBUN	Santia.	7,356,251

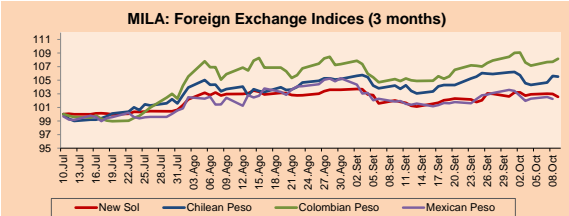
MILA

Peru: The General BVL index ended today's session with a negative result of -0.90%. The index maintains a negative trend in local currency of -1.50%, while the adjusted yield in dollars amounts to -2.07%. Then, the S&P / BVL Peru SEL varied by -1.12%, while the S & P / BVL LIMA 25 decreased by -0.91%. The PEN spot reached S / 3.3650. Holder: MF: Appointment of vice minister with complications due to administrative processes.

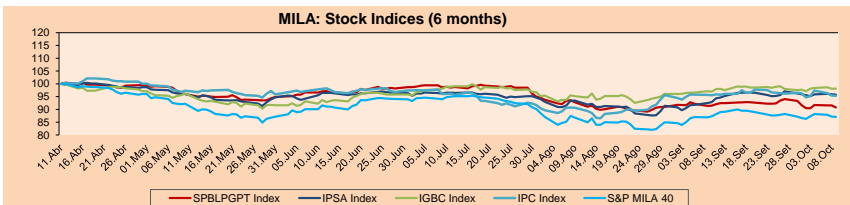
Chile: The IPSA index closed today with a negative return of -0.17%. The sectors with the worst results were Real Estate (-1.22%) and Materials (-0.72%). On the other hand, the values with the lowest results of the day were Salfacorp SA (-1.94%) and Parque Arauco SA (-1.65%). Owner: Engie activates investment plan for renewable projects and opens up to buy initiatives in operation

Colombia: The COLCAP index closed the day today with a negative return of -0.04%. The sectors with the highest results were Communication Services (+1.10%) and Products of first necessity (+0.70%). On the other hand, the values with the worst returns of the day were Canacol Energy Ltd (-2.30%) and Conconcreto SA (-1.51%). Holder: Two international consortia enter the final stretch through the subway of the Colombian capital.

Mexico: The MEXBOL index closed today with a negative return of -0.08%. The sectors with the worst results were Health (-1.99%) and Public Services (-1.57%). On the other hand, the values with the worst returns were Megacable Holdings SAB de CV (-3.62%) and Genomma Lab (-1.99%). Owner: Chevron acquires 40% in three Shell blocks in deep water in Mexico.



Base: 10/07/19=100
Source: Bloomberg



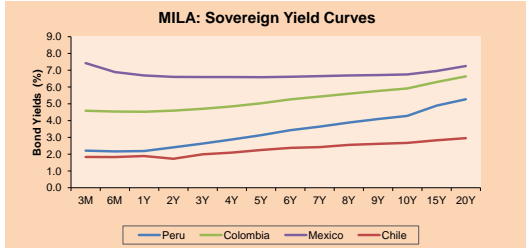
Base: 12/04/19=100
Source: Bloomberg

ETFs

ETFs	Curr.	Close	1D	5D	30 D	YTD	Exchange
▼ iShares MSCI All Peru Caped Index Fund	USD	33.69	-1.00%	-0.30%	-1.09%	-3.33%	NYSE Arca
▲ iShares MSCI Mexico Capped	USD	37.47	1.11%	0.97%	1.90%	-7.78%	Cboe BZX
▲ Global X MSCI Colombia	USD	12,717.6	0.27%	1.58%	-0.52%	16.12%	NYSE Arca
▲ iShares MSCI Emerging Markets	USD	42.62	0.31%	2.06%	0.09%	5.60%	NYSE Arca
▲ iShares MSCI Emerging Markets	USD	40.65	0.77%	0.94%	-1.76%	4.87%	NYSE Arca
▲ Vanguard FTSE Emerging Markets	USD	40.11	0.75%	0.80%	-1.89%	7.55%	NYSE Arca
▲ iShares Core MSCI Emerging Markets	USD	48.83	0.78%	0.93%	-1.71%	4.60%	NYSE Arca
▲ iShares JP Morgan Emerging Markets Bonds	USD	56.73	0.53%	0.55%	-1.56%	2.65%	Cboe BZX
▲ Morgan Stanley Emerging Markets Domestic	USD	6.67	0.45%	1.83%	2.93%	17.48%	New York

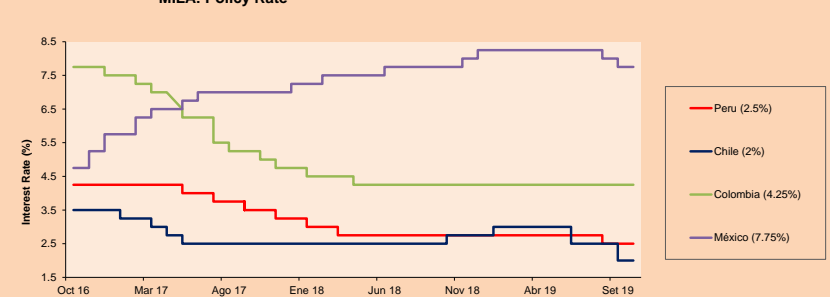
Fixed Income

		Bid Yield (%)	Ask Yield (%)	Duration	
PERU 4.125 08/25/2027	USD	113.032	2.32	2.29	6.79
PERU 7.35 07/21/25	USD	127.743	2.23	2.19	4.83
PERU 8.75 11/21/33	USD	167.353	2.90	2.90	9.45
PERU 6.55 03/14/37	USD	148.39	2.98	2.96	11.37
PERU 5.625 11/18/2050	USD	149.456	3.14	3.12	17.65
CHILE 2.25 10/30/22	USD	100.753	2.04	1.95	2.91
CHILE 3.875 08/05/20	USD	101.588	2.09	1.72	0.80
CHILE 3.625 10/30/2042	USD	112.422	2.89	2.88	16.08
COLOM 11.75 02/25/20	USD	103.485	2.68	1.87	0.37
COLOM 11.85 03/09/28	USD	163.538	3.21	3.15	6.09
COLOM 10.375 01/28/33	USD	159.951	4.45	4.31	8.53
COLOM 7.375 09/18/37	USD	143.949	3.95	3.93	11.37
COLOM 6.125 01/18/41	USD	131.729	3.93	3.90	13.11
MEX 4 10/02/23	USD	105.991	2.45	2.37	3.68
MEX5.55 01/45	USD	122.313	4.121	4.12	14.73



Source: Bloomberg

MILA: Policy Rate



Source: Bloomberg

Capital Market Laboratory Coodinator: Economist Bruno Bellido Anicama
Collaboration: Juan Carlos Figueroa, Alonso Butters, Jeanpiere León y Manuel Muñoz Najar
e-mail: pulsobursatil@ulima.edu.pe
facebook: www.facebook.com/pulsobursatil.ul
Phone number : 4376767 Annex: 35340