

LATAM

Peru: The LSE General index ended today's session with a negative result of -0.14%. The index maintains a positive annual cumulative trend of +8.93% in local currency and a positive cumulative trend of +6.70% in dollar-adjusted currency. Regarding the S&P/BVL Peru SEL, it varied +3.51% while the S&P/BVL LIMA 25 varied +0.53%. The spot PEN reached S/3.7915. Javier Artica. Headline: Peruvian economy: the sectors that would grow without "rebound" effect in 2024.

Chile: The IPSA index ended the day with a negative return of -0.52%. The sectors that lost the most during the day were Industrials (-2.30%) and Communications (-1.40%). The worst performing stocks were CAP SA (-4.63%) and Sociedad Química y Minera de C (-4.30%). Headline: Catalina Vergara. The value of the Basic Food Basket rose in January and returned to \$69 thousand.

Colombia: The COLCAP index ended the session with a positive return of 2.07%. The sectors that benefited the most during the day were Financials (+3.94%) and Utilities (+1.01%). The best performing stocks were Empresa Bancolombia SA (+5.23%) and Bancolombia SA (+5.13%). Headline: Government to invest \$75 billion to boost connectivity in the Amazon.

Mexico: The IPC index closed the day in negative territory -0.46%. The sectors that lost the most during the day were Personal Care (-2.10%) and Real Estate (-1.48%). The worst performing stocks were Coca-Cola Femsa SAB de CV (-3.83%) and Grupo Bimbo SAB de CV (-3.46%). Headline: CCE 'lights the candles' to nearshoring: Mexico can grow at 4% due to relocation, affirms.

Brazil: The IBOVESPA index closed the day in positive territory of +0.68%. The most benefited sectors of the day were Consumer Discretionary (+2.10%) and Industrials (+2.08%). The best performing stocks were Atacadao SA (+11-16%) and Pet Center Comercio e Particip (+8.02%). Headline: Petrobras loses appeal in Carf and fails to cancel

Lima, February 20, 2024

Main Indexes

	Close	1 D	5 D	1 M	YTD	14857.709
▼ IPSA (Chile)	6,349.00	-0.53%	5.39%	3.95%	20.96%	113,303
▼ IGPA (Chile)	32,040.14	-0.54%	5.07%	3.38%	12.58%	136,281
▲ COLSC (Colombia)	793.08	0.55%	-0.48%	-7.04%	-15.36%	3,033
▲ COLCAP (Colombia)	1,245.54	2.07%	0.78%	-3.78%	4.02%	65,208
▼ S&P/BVL LIMA (Peru)	28,276.95	-0.14%	2.97%	9.58%	39.52%	124,099
▲ S&P/BVL SEL (Peru)	747.03	0.47%	3.78%	11.19%	40.23%	105,193
▲ S&P/BVL LIMA 25	36,201.75	0.53%	3.64%	9.28%	26.33%	122,619
▼ IPC (México)	57,227.67	-0.46%	0.56%	3.85%	24.28%	431,379
▲ IBOVESPA (Brazil)	129,916.11	0.7%	#####	-1.2%	11.8%	735,491

*Legend: Variation 1D: 1 day; 5D: 5 days; 1M: 1 Month; YTD: Var% to date
Source: Refinitiv, Bloomberg

Currency

	Price	1 D*	5 D*	1 M*	YTD*
Sol (PEN)	3.77	0.00%	-2.34%	2.02%	-4.29%
▲ Peso Chileno (CLP)	961.50	0.00%	-0.77%	4.81%	3.23%
▲ Peso Colombiano (COP)	3,920.53	-0.08%	-0.11%	-0.43%	-12.70%
▼ Peso Mexicano (MXN)	17.06	0.05%	-0.69%	0.57%	-14.54%
▲ Real Brasilerio (BRL)	4.93	0.00%	-0.53%	0.48%	-4.82%

*Legend: Variation 1D: 1 day; 5D: 5 days; 1M: 1 Month; YTD: Var% to date
Source: Refinitiv

Fixed Income

Instrument	Currency	Price	Bid Yield (%)	Ask Yield (%)	Duration
PERU 7.35 07/21/25	USD	USD	USD	USD	USD
PERU 4.125 08/25/27	USD	4.92	97.55	477.4%	3.33
PERU 8.75 11/21/33	USD	5.60	124.14	545.3%	7.06
PERU 6.55 03/14/37	USD	5.56	108.59	551.2%	8.40
PERU 5.625 11/18/2050	USD	5.60	100.47	553.7%	14.07
CHILE 2.45 01/31/31	USD	4.79	86.04	476.1%	6.37
CHILE 3.125 01/21/26	USD	4.60	97.44	442.1%	1.93
CHILE 3.625 10/30/42	USD	5.47	79.19	535.2%	12.92
COLOM 11.85 03/09/28	USD	7.05	117.36	687.9%	3.34
COLOM 10.375 01/28/33	USD	7.45	119.09	702.9%	6.11
COLOM 7.375 09/18/37	USD	7.32	100.27	722.5%	8.65
COLOM 6.125 01/18/41	USD	7.45	87.53	731.5%	10.00
MEX 4 10/02/23	MXV	4.54	88.58	443.7%	7.13
MEX5.55 01/45	USD	6.17	93.02	609.6%	11.98

Source: Refinitiv

Equity

Largest Gains	Exchange	Curr.	Price	▲ %
INDUSTRIAS PENOL	MEX	MXN	221.86	4.91%
FALABELLA SA	SGO	CLP	2,140.00	4.39%
CENCOSUD SA	SGO	CLP	1,625.00	4.03%
GRUPO FIN INB-O	MEX	MXN	48.65	3.64%
GRUPO CARSO-A1	MEX	MXN	163.79	3.49%

Source: Refinitiv

Largest Losses	Exchange	Curr.	Price	▼ %
AMERICA MC NYQ	NYQ	USD	18	-2.82%
FOMENTO ECON-UBD	MEX	MXN	229	-2.70%
CONCHATOR SGO	SGO	CLP	990	-2.56%
CEMENTOS ARGOS	COL	COP	6,420	-2.43%
KIMBERLY-CL MEX	MEX	MXN	37	-2.37%

Source: Refinitiv

Per Turnover	Exchange	Amount (US\$)
WALMART DE MEXIC	MEX	112,535.10
CEMEX SAB-CPO	MEX	49,196.71
GRUPO F BANORT-O	MEX	44,546.66
AMERICA MOVIL-L	NYQ	32,953.42
FOMENTO ECON-UBD	MEX	30,715.85

Source: Refinitiv

Per Volume	Exchange	Volume
ENEL CHILE SA	SGO	126,767,659.00
BANCO DE CHILE	SGO	102,939,634.00
CEMEX SAB-CPO	MEX	63,512,580.00
BANCO SANTANDER	SGO	63,492,784.00
ENEL AMERICAS SA	SGO	30,077,836.00

Source: Refinitiv

ETFs

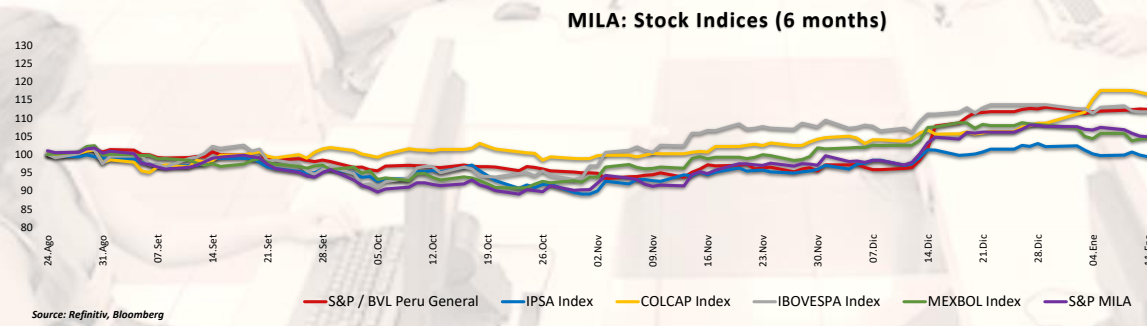
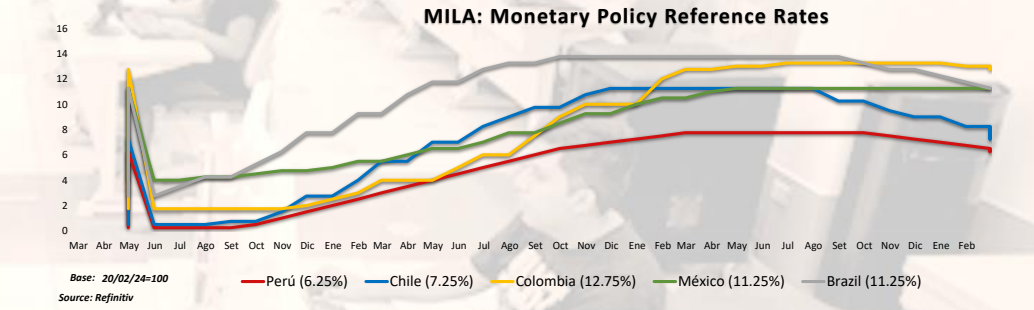
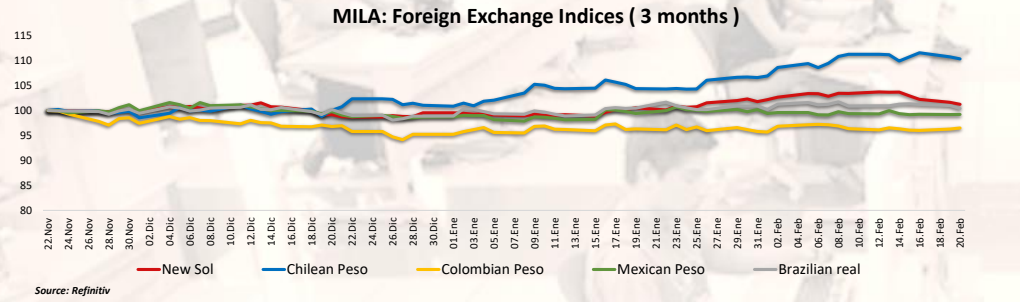
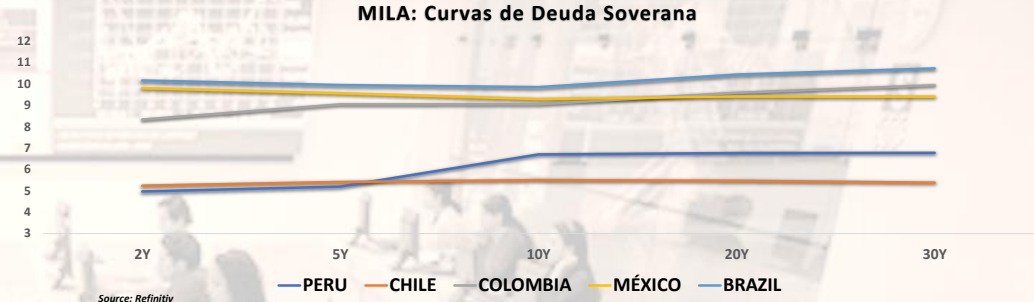
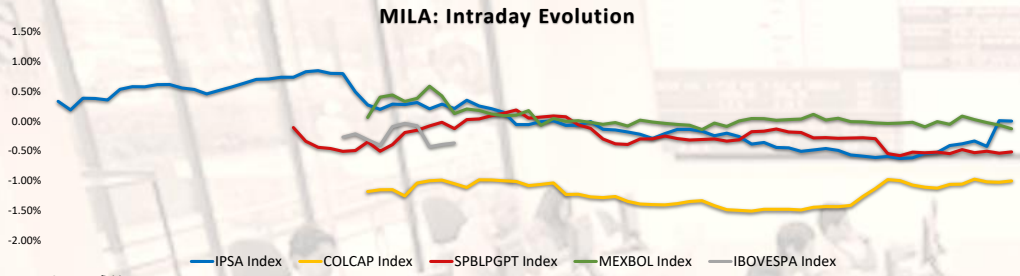
	Curr.	Close	1 D	5 D	1 M	YTD	Exchange
ISHARES MSCI ALL PERU CAPPED	USD	USD	USD	USD	USD	CAD	USD
▲ ISHARES MSCI CHILE CAPPED	USD	25.98	1.56%	6.08%	-1.85%	1.17%	BTQ
▼ GLOBAL X MSCI COLOMBIA	USD	22.54	-1.36%	-0.29%	-7.28%	6.27%	PCQ
▲ ISHARES MSCI MEXICO CAPPED	USD	174.66	0.47%	0.88%	2.46%	50.58%	LSE
▲ ISHARES MSCI EMERGING MARKETS	USD	40.14	0.15%	2.55%	2.95%	9.64%	PCQ
▲ VANGUARD FTSE EMERGING MARKETS	CAD	33.45	0.39%	2.39%	3.62%	8.04%	TOR
▲ ISHARES CORE MSCI EMERGING MARKETS	USD	50.53	0.18%	2.64%	2.85%	12.02%	PCQ
▼ ISHARES JP MORGAN EMERGING MARKETS BONDS	USD	87.18	-0.01%	0.80%	0.28%	6.66%	NMQ
▼ MORGAN STANLEY EMERGING MARKETS DOMESTIC	USD	4.70	-0.42%	0.00%	1.51%	11.37%	NYQ
▲ ISHARES MSCI BRAZIL ETF	USD	33.69	1.75%	4.40%	-1.03%	3.09%	PCQ

Source: Refinitiv

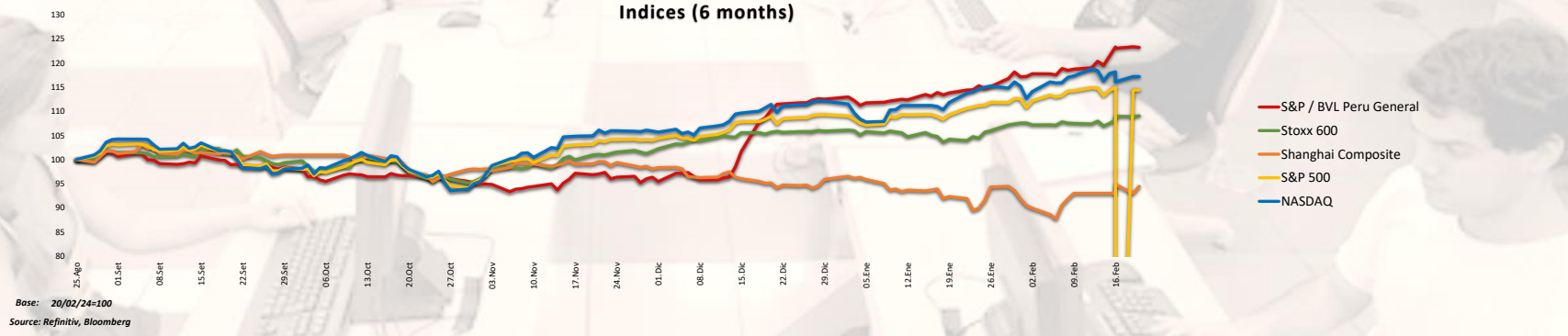
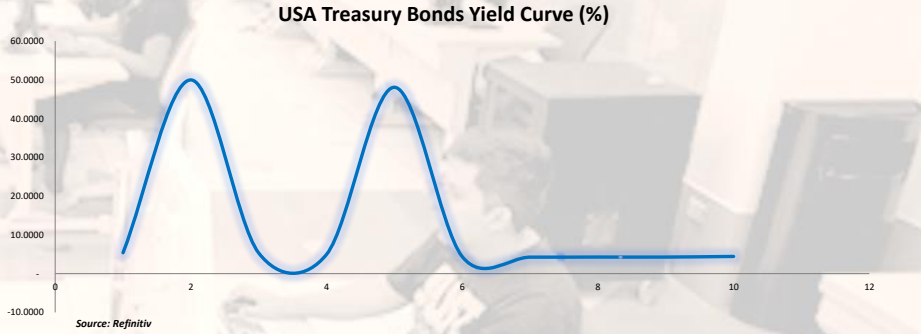
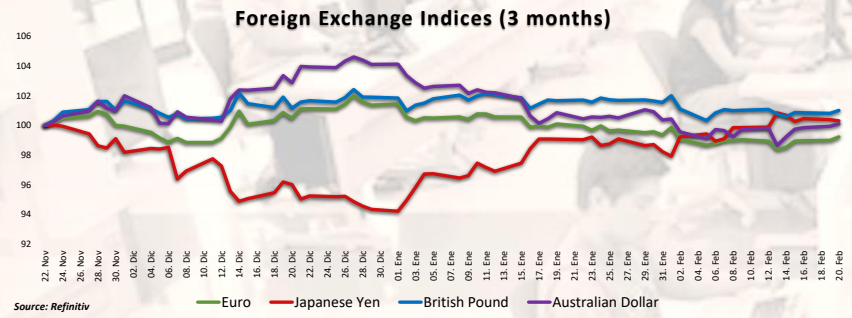
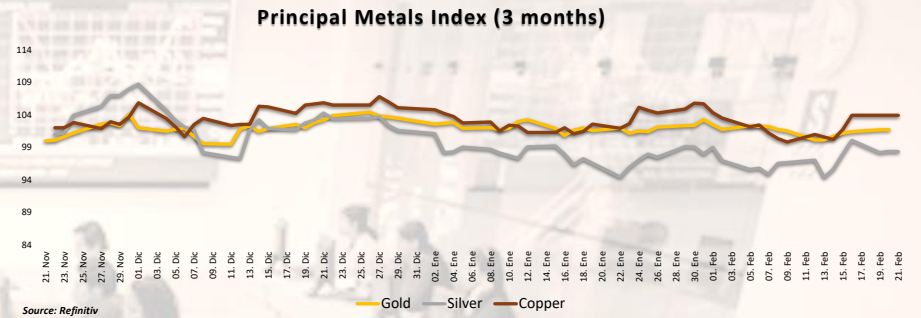
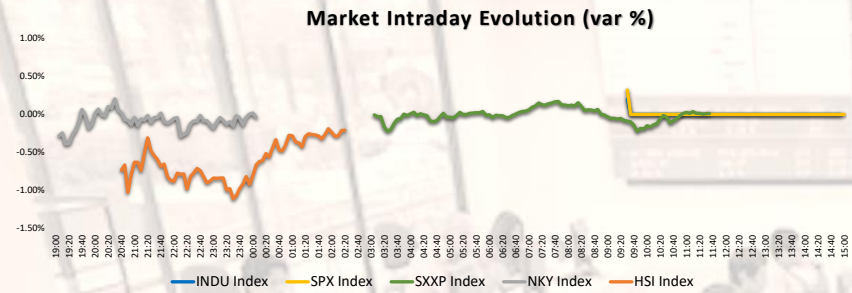
Capital Market Laboratory Coordinator: MS Javier Penny Pestana

Collaboration: Alfonso Ramirez y Luis Muedas

email: pulsobursatil@ulima.edu.pe



Capital Market Laboratory Coordinator: MS Javier Penny Pestana
Collaboration: Alfonso Ramirez, Luis Muedas y Leonardo Román
email: pulsobursatil@ulima.edu.pe



Capital Market Laboratory Coordinator: MS Javier Penny Pestana
Collaboration: Alfonso Ramirez y Luis Muedas
email: pulsobursatil@ulima.edu.pe

