

Lima, June 11, 2024

LATAM

Peru: The General Index of the BVL ended today's session with a negative result of -0.56%. The index maintains an annual cumulative negative trend of +13.15% in local currency and a positive cumulative trend of +11.14% in dollar-adjusted currency. Regarding the S&P/BVL Perú SEL changed by -0.73% while the S&P/BVL LIMA 25 changed by +0.28%. The PEN spot reached S/3.7570. Headline: Peru would be the eighth world fruit exporter in the coming months

Chile: The IPSA index ended the day with a negative return of -1.23%. The most affected sectors of the day were Materials (-2.44%) and Basic consumption (-1.92%). The stocks with the worst performance were CAP S.A. (-2.77%) and SMU SA. (-2.45%). Headline: Trade exchange drops as of May, but service exports record another record.

Colombia: The COLCAP index concluded the session with a negative return of -1.69%. The most affected sectors of the day were Financials (-2.75%) and Utilities (-1.20%). The stocks with the best performance were BANCOLOMBIA SA-PREF (-4.05%) and MINEROSA SA (-3.20%). Headline: Colombian economy down: World Bank changes the country's GDP projections.

Mexico: The IPC index closed the day in positive territory of +0.02%. The sectors that benefited the most from the day were Real State (+1.33%) and Communication (+1.02%). The stocks with the best performance were GRUPO CARSO SAB DE CV-SER A1 (+4.40%) and GRUMA S.A.B.-B (+3.57%). Headline: The 6 axes of Claudia Sheinbaum's proposal to reform the Judiciary.

Brazil: The IBOVESPA index closed the day in positive territory of +0.73%. The sectors that benefited the most from the day were Technology (+2.03%) and Consumer Discretionary (+1.99%). The stocks with the best performance were MAGAZINE LUIZA SA (+7.99%) and MINERVA SA (+5.21%). Headline: After reaction from Congress, Pacheco returns part of the MP on PIS/Cofins credits

Equity

| Largest Gains | Exchange | Curr. | Price | ▲% |
|------------------|----------|-------|-----------|-------|
| GRUPO AEROPORTUA | MEX | MXN | 166.64 | 3.29% |
| SONDA SA | SGO | CLP | 432.92 | 3.08% |
| SURAMERICANA | COL | COP | 36,000.00 | 2.86% |
| CENCOSUD SA | SGO | CLP | 1,789.00 | 2.79% |
| CENCOSUD SHOPPIN | BEC | CLP | 1,514.90 | 2.72% |

Source: Refinitiv

| Largest Losses | Exchange | Curr. | Price | ▼% |
|------------------|----------|-------|--------|--------|
| GRUPO F BAF MEX | MEX | MXN | 148.36 | -4.28% |
| MEGACABLE-CPO | MEX | MXN | 49.40 | -2.47% |
| GRUPO BMB MEX | MEX | MXN | 70 | -1.79% |
| INRETAIL PERU CO | LMA | USD | 29 | -1.72% |
| TF ADMINIST. MEX | MEX | MXN | 37 | -1.71% |

Source: Refinitiv

| Per Turnover | Exchange | Amount (US\$) |
|------------------|----------|---------------|
| GRUPO F BANORT-O | MEX | 121,152.44 |
| WALMART DE MEXIC | MEX | 102,988.88 |
| GRUPO MEXICO-B | MEX | 74,774.12 |
| CEMEX SAB-CPO | MEX | 43,204.38 |
| AMERICA MOVIL-L | NYQ | 37,292.25 |

Source: Refinitiv

| Per Volume | Exchange | Volume |
|------------------|----------|----------------|
| BANCO SANTANDER | SGO | 527,913,117.00 |
| ENEL CHILE SA | SGO | 68,542,497.00 |
| BANCO DE CHILE | SGO | 38,813,815.00 |
| ENEL AMERICAS SA | SGO | 22,544,561.00 |
| SMU SA | SGO | 11,805,547.00 |

Source: Refinitiv

ETFs

| | Curr. | Close | 1 D | 5 D | 1 M | YTD | Exchange |
|--|-------|--------|--------|--------|---------|--------|----------|
| ISHARES MSCI ALL PERU CAPPED | USD | USD | USD | USD | USD | CAD | USD |
| ISHARES MSCI CHILE CAPPED | USD | 26.91 | -3.93% | -4.95% | 0.79% | -6.24% | BTQ |
| GLOBAL X MSCI COLOMBIA | USD | 25.71 | -2.06% | -2.76% | 0.47% | 15.71% | PCQ |
| ISHARES MSCI MEXICO CAPPED | USD | 149.28 | -0.31% | -3.81% | -14.23% | 0.00% | LSE |
| ISHARES MSCI EMERGING MARKETS | USD | 41.86 | -1.02% | 0.53% | 2.12% | -0.48% | PCQ |
| VANGUARD FTSE EMERGING MARKETS | CAD | 35.81 | -0.42% | 1.73% | 2.64% | 4.01% | TOR |
| ISHARES CORE MSCI EMERGING MARKETS | USD | 52.58 | -1.20% | 0.38% | 1.80% | 1.94% | PCQ |
| ISHARES JP MORGAN EMERGING MARKETS BONDS | USD | 88.80 | 0.38% | -0.39% | 1.89% | -0.05% | NMQ |
| MORGAN STANLEY EMERGING MARKETS DOMESTIC | USD | 4.69 | -0.42% | -1.05% | 4.22% | 0.32% | NYQ |
| ISHARES MSCI BRAZIL ETF | USD | 27.85 | -2.66% | -4.79% | -10.25% | -6.29% | PCQ |

Source: Refinitiv

Main Indexes

| | Close | 1 D | 5 D | 1 M | YTD | Market Cap. (US\$ Mill.) |
|-----------------------|------------|--------|--------|--------|--------|--------------------------|
| ▼ IPSA (Chile) | 6,541.45 | -1.22% | -0.85% | 0.45% | 24.44% | 119,417 |
| ▼ IGPA (Chile) | 33,224.84 | -1.12% | -0.76% | 0.75% | 19.57% | 143,844 |
| ▼ COLSC (Colombia) | 869.29 | -1.04% | -0.64% | -3.79% | -4.48% | 2,884 |
| ▼ COLCAP (Colombia) | 1,392.76 | -1.54% | -0.67% | 1.78% | 6.28% | 67,242 |
| ▼ S&P/BVL LIMA (Peru) | 29,372.51 | -0.56% | -0.47% | 0.64% | 26.93% | 142,830 |
| ▼ S&P/BVL SEL (Peru) | 764.25 | -0.73% | -0.75% | 0.31% | 26.80% | 126,012 |
| ▲ S&P/BVL LIMA 25 | 38,388.51 | 0.28% | -0.78% | 7.62% | 20.32% | 141,556 |
| ▲ IPC (México) | 53,134.06 | 0.02% | -0.66% | -6.34% | -3.16% | 372,940 |
| ▲ IBOVESPA (Brazil) | 121,635.06 | 0.73% | -0.1% | -3.41% | 7.6% | 624,344 |

*Legend: Variation 1D: 1 day; 5D: 5 days; 1M: 1 Month; YTD: Var% to date
Source: Refinitiv, Bloomberg

Currency

| | Price | 1 D* | 5 D* | 1 M* | YTD* |
|-------------------------|----------|--------|-------|--------|---------|
| ▲ Sol (PEN) | 3.77 | 0.23% | 1.32% | 0.37% | -3.10% |
| ▲ Peso Chileno (CLP) | 921.85 | -0.10% | 1.85% | -3.88% | 15.06% |
| ▼ Peso Colombiano (COP) | 3,990.17 | 0.04% | 1.49% | 1.78% | -11.60% |
| ▲ Peso Mexicano (MXN) | 18.59 | 0.08% | 4.10% | 8.46% | -1.04% |
| ▲ Real Brasileiro (BRL) | 5.37 | -0.01% | 1.51% | 3.32% | 4.41% |

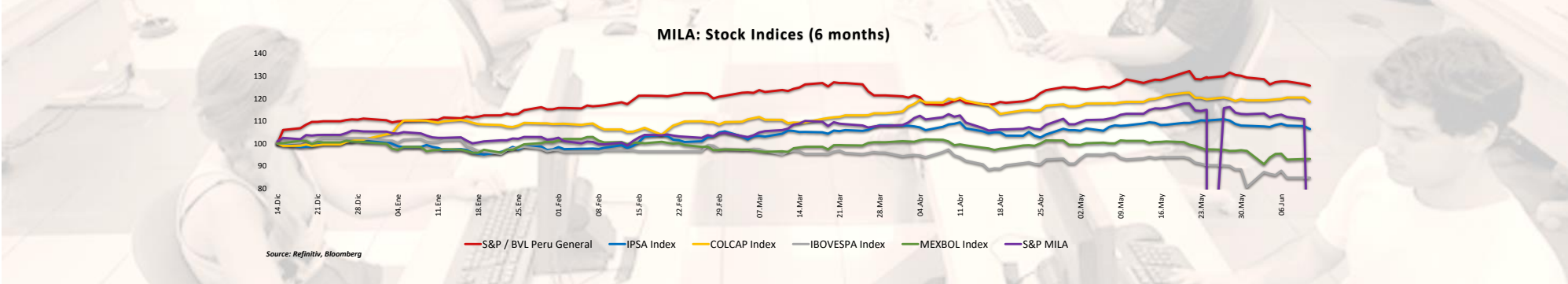
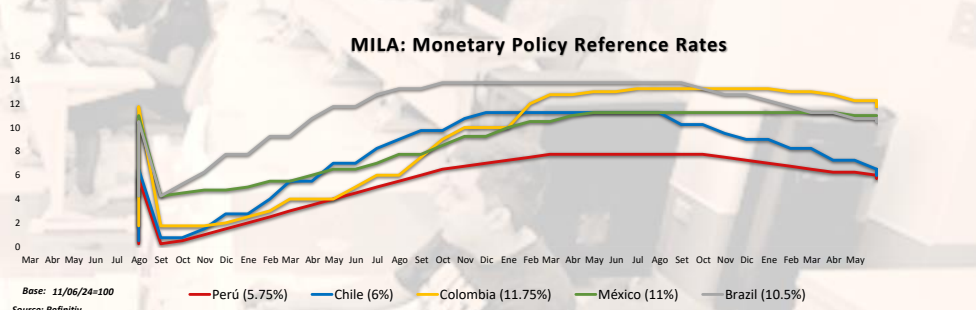
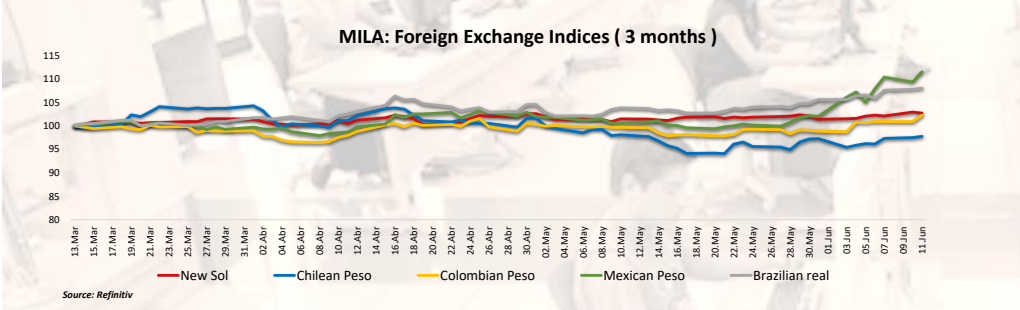
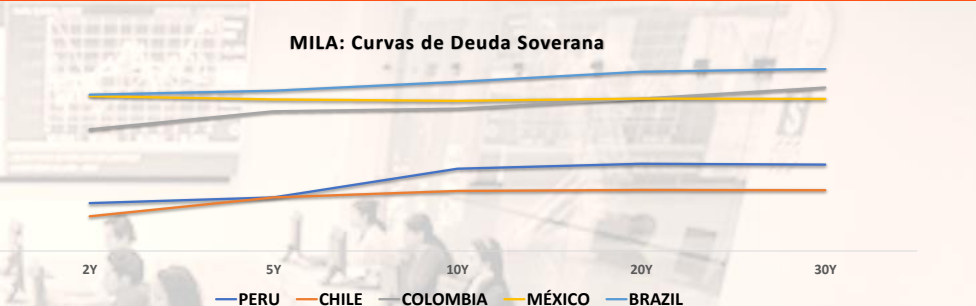
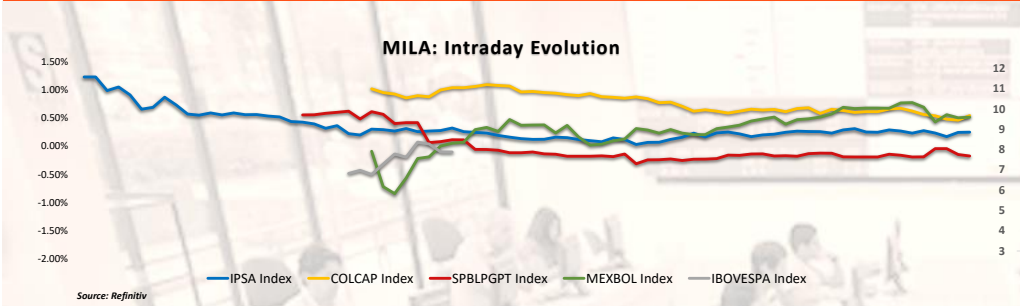
*Legend: Variation 1D: 1 day; 5D: 5 days; 1M: 1 Month; YTD: Var% to date
Source: Refinitiv

Fixed Income

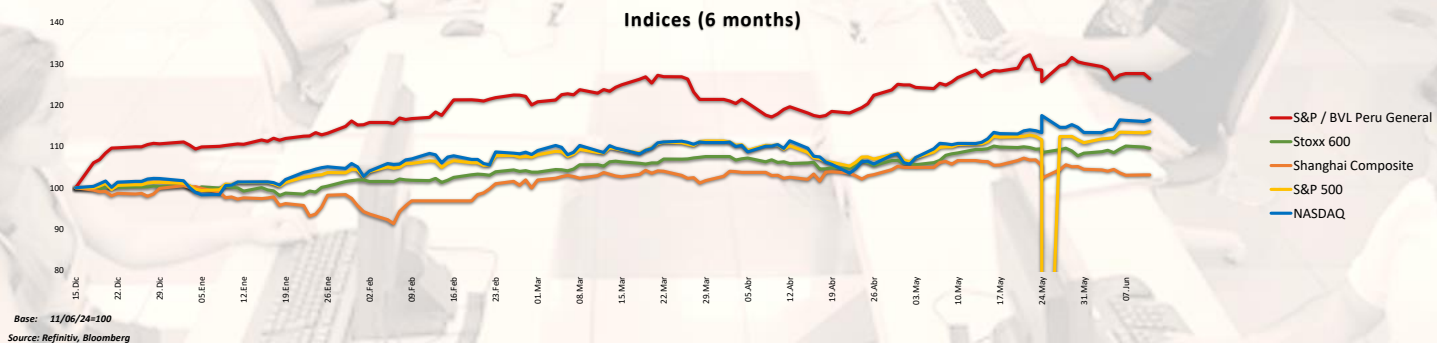
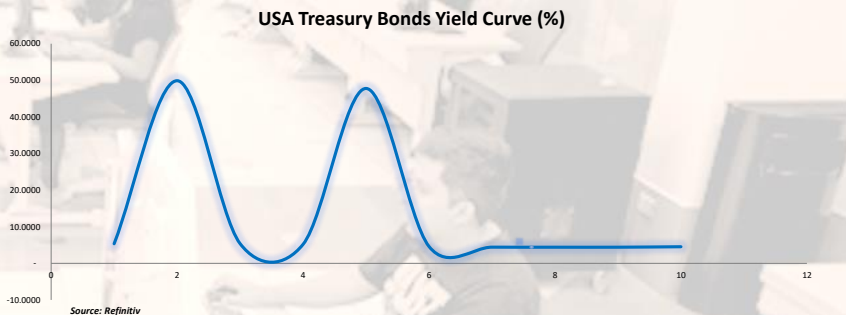
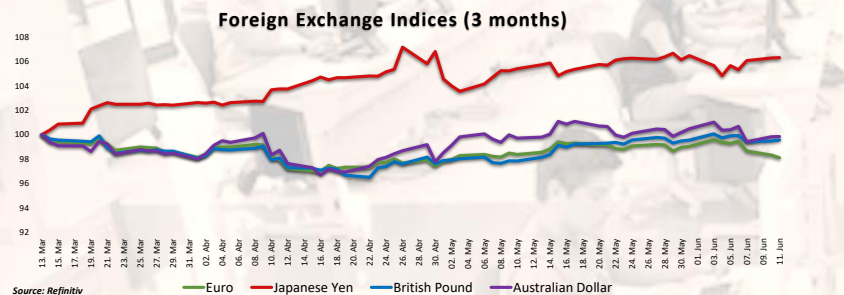
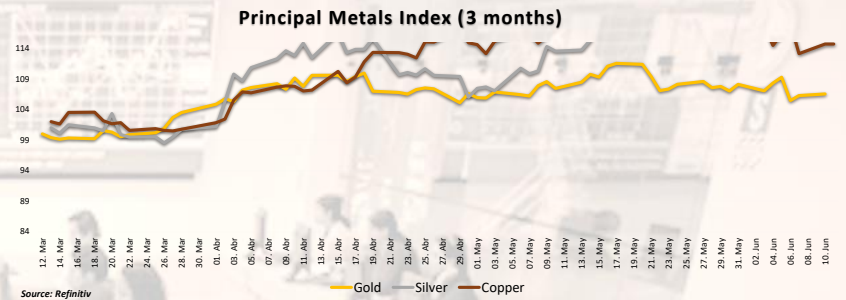
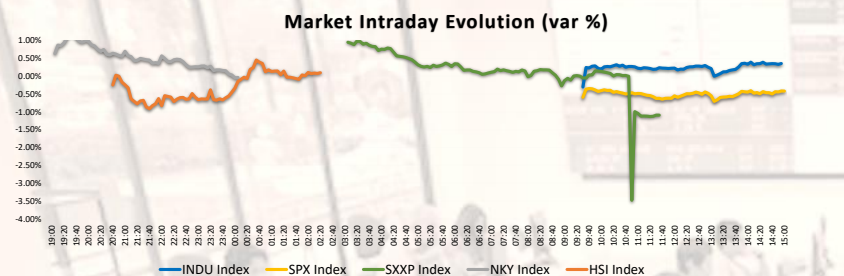
| Instrument | Currency | Price | Bid Yield (%) | Ask Yield (%) | Duration |
|-----------------------|----------|-------|---------------|---------------|----------|
| PERU 7.35 07/21/25 | USD | USD | USD | USD | USD |
| PERU 4.125 08/25/27 | USD | 4.92 | 97.55 | 477.4% | 3.33 |
| PERU 8.75 11/21/33 | USD | 5.60 | 124.14 | 545.3% | 7.06 |
| PERU 6.55 03/14/37 | USD | 5.56 | 108.59 | 551.2% | 8.40 |
| PERU 5.625 11/18/2050 | USD | 5.60 | 100.47 | 553.7% | 14.07 |
| CHILE 2.45 01/31/31 | USD | 4.79 | 86.04 | 476.1% | 6.37 |
| CHILE 3.125 01/21/26 | USD | 4.60 | 97.44 | 442.1% | 1.93 |
| CHILE 3.625 10/30/42 | USD | 5.47 | 79.19 | 535.2% | 12.92 |
| COLOM 11.85 03/09/28 | USD | 7.05 | 117.36 | 687.9% | 3.34 |
| COLOM 10.375 01/28/33 | USD | 7.45 | 119.09 | 702.9% | 6.11 |
| COLOM 7.375 09/18/37 | USD | 7.32 | 100.27 | 722.5% | 8.65 |
| COLOM 6.125 01/18/41 | USD | 7.45 | 87.53 | 731.5% | 10.00 |
| MEX 4 10/02/23 | MXV | 4.54 | 88.58 | 443.7% | 7.13 |
| MEX5.55 01/45 | USD | 6.17 | 93.02 | 609.6% | 11.98 |

Source: Refinitiv

Capital Market Laboratory Coordinator: MS Javier Penny Pestana
Apoyo: Alfonso Ramirez, Luis Muedas, Leonardo Román y Kiara Gallo
email: pulsobursatil@ulima.edu.pe



Capital Market Laboratory Coordinator: MS Javier Penny Pestana
Apoyo: Alfonso Ramirez, Luis Muedas, Leonardo Román y Kiara Gallo
email: pulsobursatil@ulima.edu.pe



Capital Market Laboratory Coordinator: MS Javier Penny Pestana
Apoyo: Alfonso Ramirez, Luis Muedas, Leonardo Román y Kiara Gallo
email: pulsobursatil@ulima.edu.pe

