

LATAM

Peru: The LSE General index is in today's session with a positive result of +0.17%. The index maintains a positive cumulative annual trend of +34.42% in local currency and a positive cumulative trend of +28.71% in dollar-adjusted currency. Regarding the S&P/BVL Peru SEL, it varied by +0.26% while the S&P/BVL LIMA 25 by -0.12%. The spot PEN reached S/3.7912. Headline: Indecopi rejects Grupo Gloria's acquisition of Agrícola de Chira

Chile: The IPSA index ended the day with a negative return of -0.75%. The sectors that lost the most during the day were Industrials (-1.99%) and Materials (-1.37%). The worst performing stocks were Compañía Sud Americana de Vapo with -3.22%, Sociedad Química y Minera de Cen -2.95% and CAP SA -1.98%. Headline: Central Bank directors evaluated the option of maintaining or lowering the rate by 50bp, but agreed to a 25bp cut.

Colombia: The COLCAP index ended the session with a negative return of -0.09%. The worst performing sectors of the day were Utilities (-0.32%) and Financials (-0.28%). The worst performing stocks were Grupo Aval Acciones y Valores with -0.92%, Banco de Bogotá SA -0.76%. Headline: June inflation in Colombia could come with bad news.

Mexico: The IPC index closed the day in negative territory with -0.61%. The most negatively affected sectors of the day were Industrials (-2.04%) and Health Care (-1.52%). The worst performing stocks were Megacable Holdings SAB de CV with -3.42%, Coca-Cola Femsa SAB de CV -3.08%. Headline: Dairy price reaches 2-year high.

Brazil: The IBOVESPA index closed the day in positive territory with +0.08%. The top gainers of the day were Non-Basic Consumer Products (+2.02%) and Non-Basic Consumer Goods (+1.53%). The best performing stocks were CVC Brasil Operadora e Agencia with +10.16% and Cia. Brasileira de Distribuição with 7.51%. Headline: CVM bans former Petrobras director involved in 'petrolão' from holding positions in listed companies for 15 years.

Equity

Largest Gains	Exchange	Curr.	Price	▲ %
ALICORP-C	LMA	PEN	6.58	3.62%
SONDA SA	SGO	CLP	427.00	2.40%
EMPRESAS COPEC	SGO	CLP	7,250.00	1.42%
CORFICOLMBIANA	COL	COP	14,300.00	1.27%
INDUSTRIAS PENOL	MEX	MXN	248.60	0.85%

Source: Refinitiv

Largest Losses	Exchange	Curr.	Price	▼ %
MEGACABLE- MEX	MEX	MXN	44.36	-3.42%
INFRAESTRUCTURA	SAO	BRL	7.25	-3.20%
COCA-COLA F MEX	MEX	MXN	149	-3.08%
GRUPO FIN INB-O	MEX	MXN	43	-2.95%
GRUPO CARS MEX	MEX	MXN	128	-2.78%

Source: Refinitiv

Per Turnover	Exchange	Amount (US\$)
WALMART DE MEXIC	MEX	60,301.78
GRUPO F BANORT-O	MEX	54,520.95
BANCO DE CHILE	SGO	51,324.44
KIMBERLY-CLA M-A	MEX	31,987.45
CEMEX SAB-CPO	MEX	26,237.60

Source: Refinitiv

Per Volume	Exchange	Volume
BANCO DE CHILE	SGO	444,889,693.00
BANCO SANTANDER	SGO	188,573,905.00
CEMEX SAB-CPO	MEX	42,629,678.00
ENEL CHILE SA	SGO	30,773,972.00
COLBUN SA	SGO	27,882,935.00

Source: Refinitiv

ETFs

	Curr.	Close	1 D	5 D	1 M	YTD	Exchange
ISHARES MSCI ALL PERU CAPPED	USD	USD	USD	USD	USD	CAD	USD
ISHARES MSCI CHILE CAPPED	USD	26.13	-0.04%	1.01%	-10.39%	-10.74%	BTQ
GLOBAL X MSCI COLOMBIA	USD	25.04	0.56%	1.71%	-6.84%	32.11%	PCQ
ISHARES MSCI MEXICO CAPPED	USD	150.71	-1.40%	1.65%	-12.32%	1.21%	LSE
ISHARES MSCI EMERGING MARKETS	USD	43.63	0.41%	2.44%	1.42%	9.95%	PCQ
VANGUARD FTSE EMERGING MARKETS	CAD	36.58	-0.89%	1.58%	0.74%	10.98%	TOR
ISHARES CORE MSCI EMERGING MARKETS	USD	54.79	0.48%	2.35%	1.43%	11.70%	PCQ
ISHARES JP MORGAN EMERGING MARKETS BONDS	USD	89.45	0.65%	1.10%	0.57%	4.78%	NMQ
MORGAN STANLEY EMERGING MARKETS DOMESTIC	USD	4.73	0.64%	3.73%	-1.66%	3.73%	NYQ
ISHARES MSCI BRAZIL ETF	USD	28.39	1.21%	3.88%	-6.70%	-1.05%	PCQ

Source: Refinitiv

Lima, July 05, 2024

Main Indexes

	Close	1 D	5 D	1 M	YTD	Market Cap. (US\$ Mill.)
▼ IPSA (Chile)	6,483.67	-0.75%	1.09%	-4.31%	21.67%	116,942
▼ IGPA (Chile)	32,861.94	-0.66%	0.99%	-4.20%	17.47%	140,282
▼ COLSC (Colombia)	880.19	-0.05%	1.33%	-1.75%	5.67%	2,737
▼ COLCAP (Colombia)	1,379.85	-0.49%	-0.18%	-1.84%	14.05%	63,147
▲ S&P/BVL LIMA (Peru)	30,094.80	0.17%	0.67%	-0.56%	37.12%	148,978
▲ S&P/BVL SEL (Peru)	775.42	0.26%	-0.03%	-1.89%	34.86%	130,518
▼ S&P/BVL LIMA 25	38,719.74	-0.12%	-0.02%	2.59%	26.99%	147,706
▼ IPC (México)	52,333.16	-0.61%	-0.20%	-5.56%	-2.71%	378,161
▲ IBOVESPA (Brazil)	126,267.05	0.08%	1.9%	1.58%	15.7%	631,347

*Legend: Variation 1D: 1 day; 5D: 5 days; 1M: 1 Month; YTD: Var% to date
Source: Refinitiv, Bloomberg

Currency

	Price	1 D*	5 D*	1 M*	YTD*
Sol (PEN)	3.78	-0.61%	-1.32%	1.33%	-1.56%
▼ Peso Chileno (CLP)	936.55	-0.88%	-0.41%	3.78%	18.88%
▼ Peso Colombiano (COP)	4,081.07	-0.99%	-1.63%	5.40%	-16.70%
▼ Peso Mexicano (MXN)	18.09	-0.85%	-1.30%	8.46%	-1.41%
▼ Real Brasileiro (BRL)	5.46	-3.85%	-2.38%	5.68%	5.65%

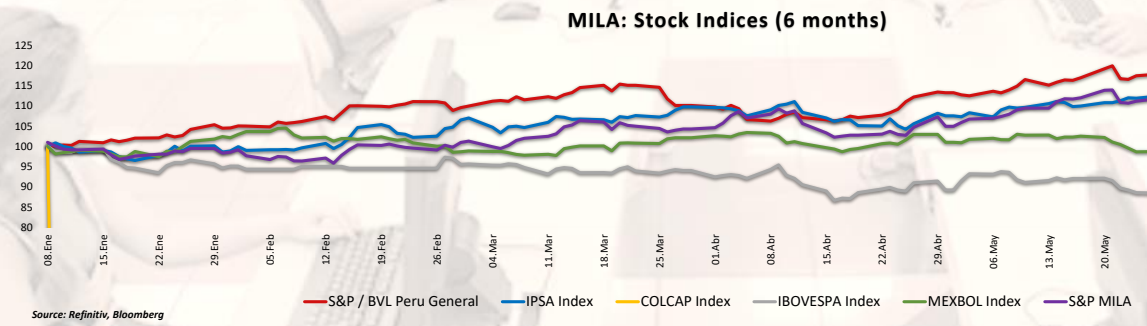
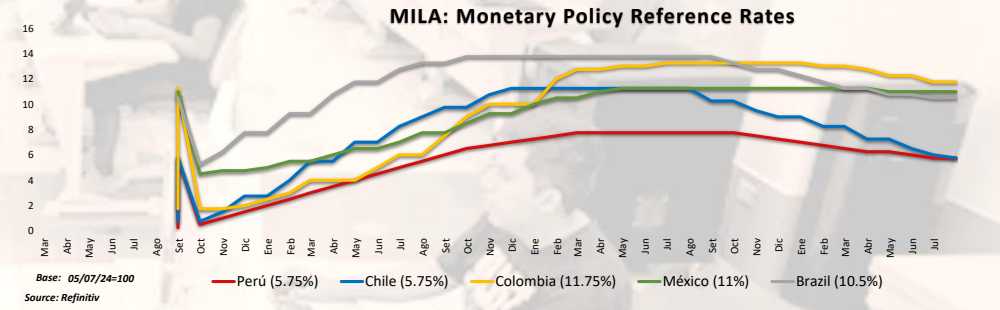
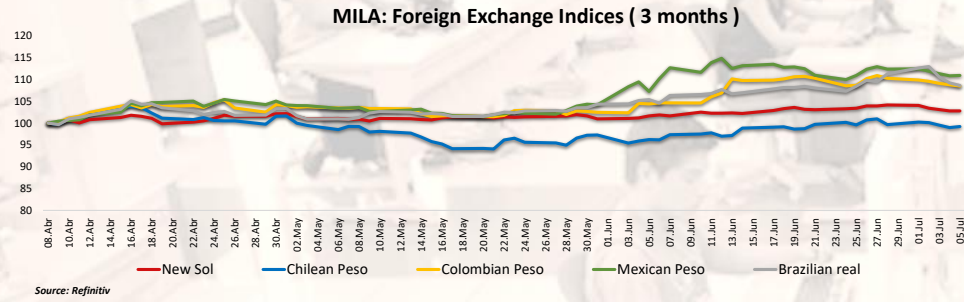
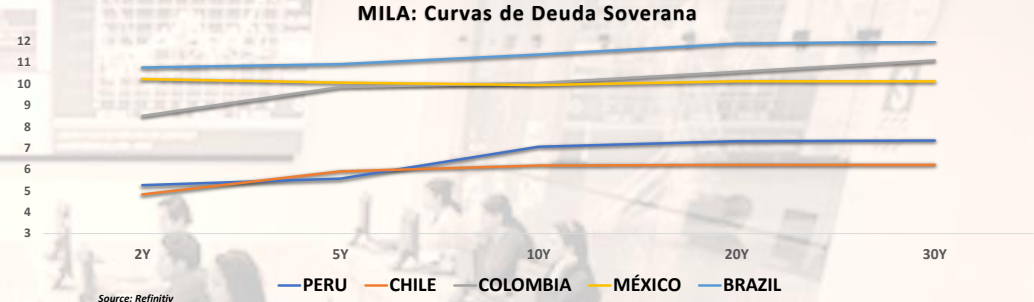
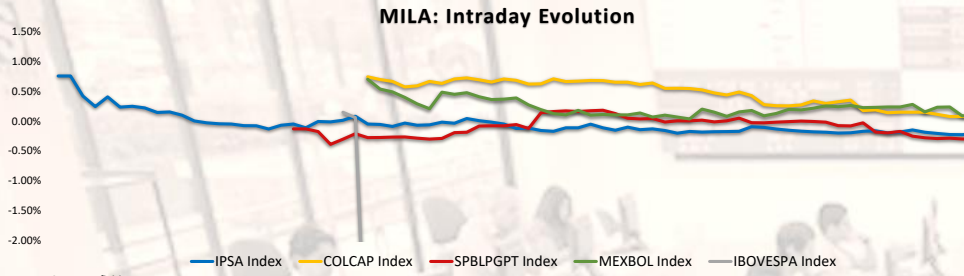
*Legend: Variation 1D: 1 day; 5D: 5 days; 1M: 1 Month; YTD: Var% to date
Source: Refinitiv

Fixed Income

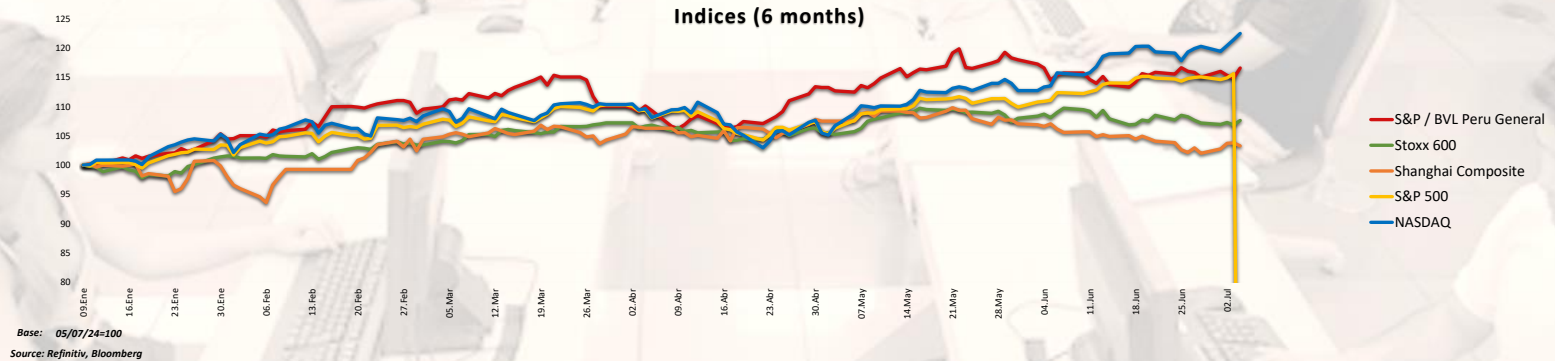
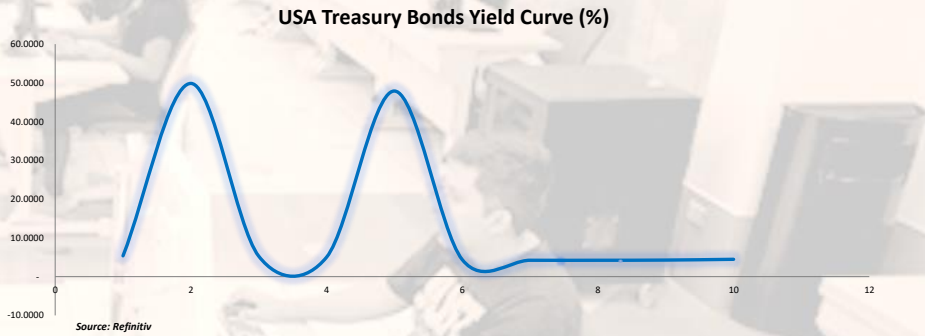
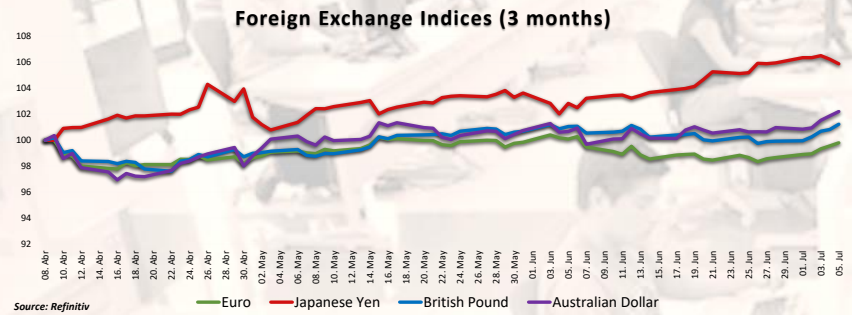
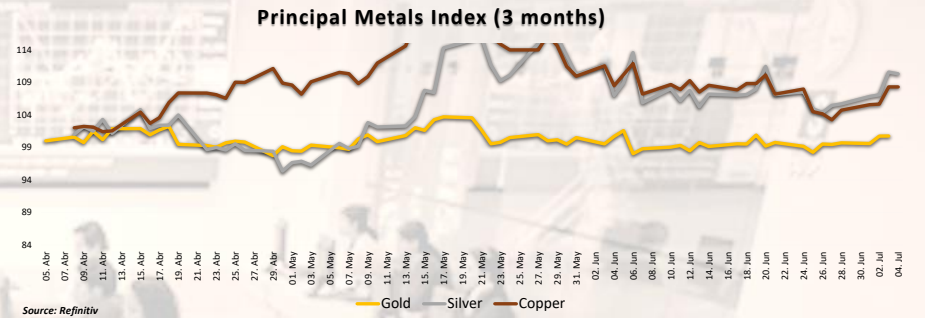
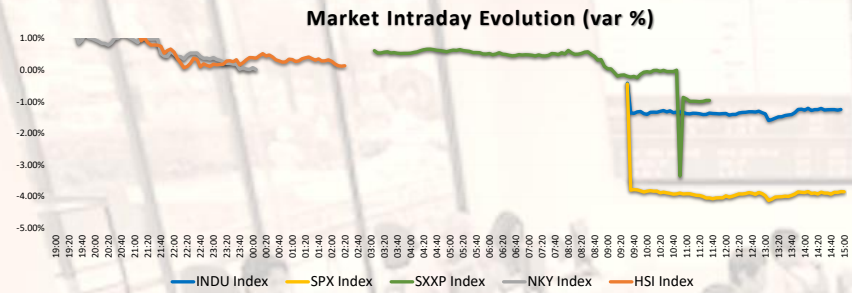
Instrument	Currency	Price	Bid Yield (%)	Ask Yield (%)	Duration
PERU 7.35 07/21/25	USD	USD	USD	USD	USD
PERU 4.125 08/25/27	USD	4.92	97.55	477.4%	3.33
PERU 8.75 11/21/33	USD	5.60	124.14	545.3%	7.06
PERU 6.55 03/14/37	USD	5.56	108.59	551.2%	8.40
PERU 5.625 11/18/2050	USD	5.60	100.47	553.7%	14.07
CHILE 2.45 01/31/31	USD	4.79	86.04	476.1%	6.37
CHILE 3.125 01/21/26	USD	4.60	97.44	442.1%	1.93
CHILE 3.625 10/30/42	USD	5.47	79.19	535.2%	12.92
COLOM 11.85 03/09/28	USD	7.05	117.36	687.9%	3.34
COLOM 10.375 01/28/33	USD	7.45	119.09	702.9%	6.11
COLOM 7.375 09/18/37	USD	7.32	100.27	722.5%	8.65
COLOM 6.125 01/18/41	USD	7.45	87.53	731.5%	10.00
MEX 4 10/02/23	MXV	4.54	88.58	443.7%	7.13
MEX5.55 01/45	USD	6.17	93.02	609.6%	11.98

Source: Refinitiv

Capital Market Laboratory Coordinator: MS Javier Penny Pestana
Apoyo: Alfonso Ramirez, Luis Muedas, Leonardo Román y Kiara Gallo
email: pulsohorsatil@ulima.edu.pe



Capital Market Laboratory Coordinator: MS Javier Penny Pestana
Apoyo: Alfonso Ramirez, Luis Muedas, Leonardo Román y Kiara Gallo
email: pulsobursatil@ulima.edu.pe



Capital Market Laboratory Coordinator: MS Javier Penny Pestana
Apoyo: Alfonso Ramirez, Luis Muedas, Leonardo Román y Kiara Gallo
email: pulsobursatil@ulima.edu.pe

