

LATAM

Peru: The General Index of the BVL ended today's session with a negative result of -0.66%. The index maintains a positive annual cumulative trend of +15.04% in local currency and a positive cumulative trend of +14.84% in dollar-adjusted currency. Regarding the S&P/BVL Perú SEL changed by -0.40% while the S&P/BVL LIMA 25 changed by -0.48%. The PEN spot reached S/3.7032. **Headline: Sustainability and Energy: the challenges of the Peruvian energy sector**

Chile: The IPSA index ended the day with a positive return of +0.25%. The sectors that benefited the most from the day were Energy (+2.12%) and Materials (+1.4%). The stocks with the best performance were INVERSIONES AGUAS METROPOL (+2.46%) and EMPRESAS COPEC SA (-2.12%). **Headline: Foreign direct investment decreases in May, but InvestChile highlights that the year's figures exceed the average of the last two decades.**

Colombia: The COLCAP index concluded the session with a negative return of -0.72%. The most affected sectors of the day were Non-basic consumer products (-2.15%) and Finance (-1.06%). The stocks with the worst performance were Corporación Financiera Colombi (-2.80%) and Organización Terpel SA (-2.15%). **Headline: Will interest rates continue to fall after the increase in inflation in the country?**

Mexico: The IPC index closed the day in positive territory of +0.10%. The sectors that benefited the most from the day were Salud (+3.21%) and Communication Services (+1.96%). The stocks with the best performance were Wal-Mart de México SAB de CV (+3.51%) and Genomma Lab Internacional SAB (+3.21%). **Headline: Inflation attacks the pockets of Mexicans: These were the 3 most expensive fruits during June.**

Brazil: The IBOVESPA index closed the day in negative territory of -1.16%. The most affected sectors of the day were Technology (-3.11%) and Materials (-0.68%). The stocks with the worst performance were CIA BRASILEIRA DE DISTRIBUIC (-7.94%) and MAGAZINE LUIZA SA (-4.88%). **Headline: The market is skeptical about the spending blocks for this year and the cuts in 2025, but does not believe in interest rate increases.**

Lima, July 16, 2024

Main Indexes

	Close	1 D	5 D	1 M	YTD	Market Cap. (US\$ Mill.)
▲ IPSA (Chile)	6,566.38	0.00%	1.49%	-0.47%	21.71%	121,360
▲ IGPA (Chile)	33,201.82	0.00%	1.26%	-0.83%	16.52%	145,060
▲ COLSC (Colombia)	880.91	0.58%	0.56%	0.68%	7.38%	2,828
▲ COLCAP (Colombia)	1,374.41	0.24%	-0.03%	-1.98%	15.73%	64,978
▼ S&P/BVL LIMA (Peru)	29,864.35	-0.66%	-0.97%	1.20%	38.41%	147,184
▼ S&P/BVL SEL (Peru)	769.36	-0.40%	-0.92%	-0.09%	36.40%	128,837
▼ S&P/BVL LIMA 25	38,464.64	-0.30%	0.14%	-0.59%	28.76%	145,890
▲ IPC (México)	54,378.19	0.12%	1.96%	1.67%	3.07%	396,545
▼ IBOVESPA (Brazil)	129,110.38	-0.16%	1.6%	6.00%	23.0%	654,384

*Legend: Variation 1D: 1 day; 5D: 5 days; 1M: 1 Month; YTD: Var% to date
Source: Refinitiv, Bloomberg

Currency

	Price	1 D*	5 D*	1 M*	YTD*
Sol (PEN)	3.70	0.14%	-1.76%	-0.38%	-1.99%
▲ Peso Chileno (CLP)	910.40	0.00%	-2.04%	0.59%	10.02%
▲ Peso Colombiano (COP)	3,974.61	-0.10%	-0.89%	1.10%	-18.16%
▼ Peso Mexicano (MXN)	17.65	-0.05%	-1.47%	-1.11%	-3.54%
▼ Real Brasileiro (BRL)	5.42	-0.07%	0.05%	2.62%	3.59%

*Legend: Variation 1D: 1 day; 5D: 5 days; 1M: 1 Month; YTD: Var% to date
Source: Refinitiv

Fixed Income

Instrument	Currency	Price	Bid Yield (%)	Ask Yield (%)	Duration
PERU 7.35 07/21/25	USD	USD	USD	USD	USD
PERU 4.125 08/25/27	USD	4.92	97.55	477.4%	3.33
PERU 8.75 11/21/33	USD	5.60	124.14	545.3%	7.06
PERU 6.55 03/14/37	USD	5.56	108.59	551.2%	8.40
PERU 5.625 11/18/2050	USD	5.60	100.47	553.7%	14.07
CHILE 2.45 01/31/31	USD	4.79	86.04	476.1%	6.37
CHILE 3.125 01/21/26	USD	4.60	97.44	442.1%	1.93
CHILE 3.625 10/30/42	USD	5.47	79.19	535.2%	12.92
COLOM 11.85 03/09/28	USD	7.05	117.36	687.9%	3.34
COLOM 10.375 01/28/33	USD	7.45	119.09	702.9%	6.11
COLOM 7.375 09/18/37	USD	7.32	100.27	722.5%	8.65
COLOM 6.125 01/18/41	USD	7.45	87.53	731.5%	10.00
MEX 4 10/02/23	MXV	4.54	88.58	443.7%	7.13
MEX5.55 01/45	USD	6.17	93.02	609.6%	11.98

Source: Refinitiv

Equity

Largest Gains	Exchange	Curr.	Price	▲ %
KIMBERLY-CLA M-A	MEX	MXN	31.19	2.97%
MEGACABLE-CPO	MEX	MXN	45.57	2.73%
GRUPO CARSO-A1	MEX	MXN	131.14	2.57%
FOMENTO ECON-UBD	MEX	MXN	197.78	2.51%
GRUPO TELEV-CPO	MEX	MXN	9.72	2.42%

Source: Refinitiv

Largest Losses	Exchange	Curr.	Price	▼ %
ECOPETROL COL	COL	COP	2,260.00	-1.53%
EMPRESAS COPEC	SGO	CLP	7,170.00	-1.10%
SURAMERICA COL	COL	COP	33,000	-0.60%
GRUPO F BANORT-O	MEX	MXN	147	-0.59%
GRUPO AVAL COL	COL	COP	430	-0.46%

Source: Refinitiv

Per Turnover	Exchange	Amount (US\$)
WALMART DE MEXIC	MEX	86,092.05
GRUPO F BANORT-O	MEX	56,487.65
GRUPO MEXICO-B	MEX	45,425.58
ARCA CONTINENTAL	MEX	31,190.17
AMERICA MOVIL-L	NYQ	24,424.43

Source: Refinitiv

Per Volume	Exchange	Volume
BANCO SANTANDER	SGO	270,829,491.00
BANCO DE CHILE	SGO	72,898,387.00
ENEL CHILE SA	SGO	37,686,194.00
CEMEX SAB-CPO	MEX	33,748,875.00
ENEL AMERICAS SA	SGO	26,932,302.00

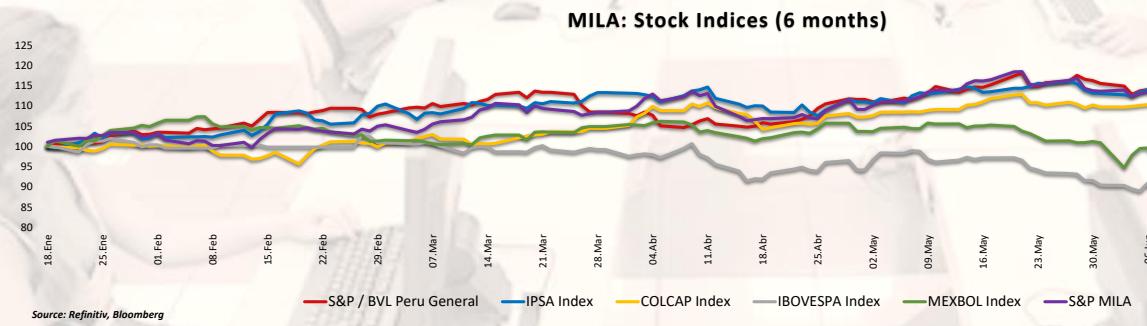
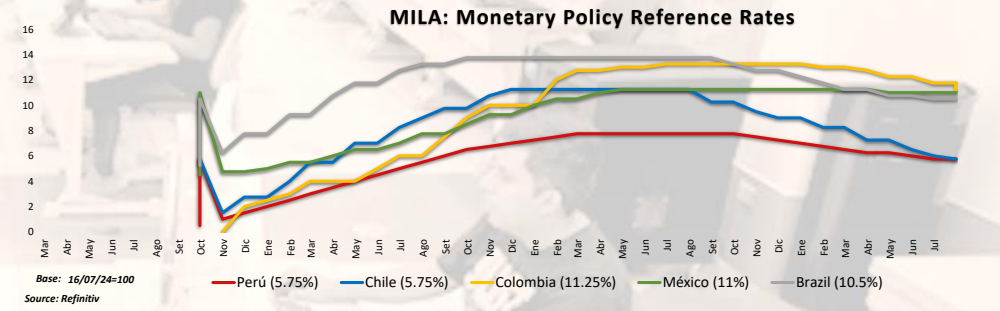
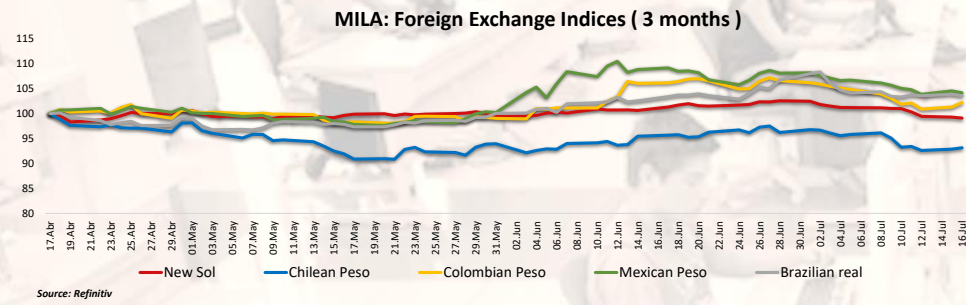
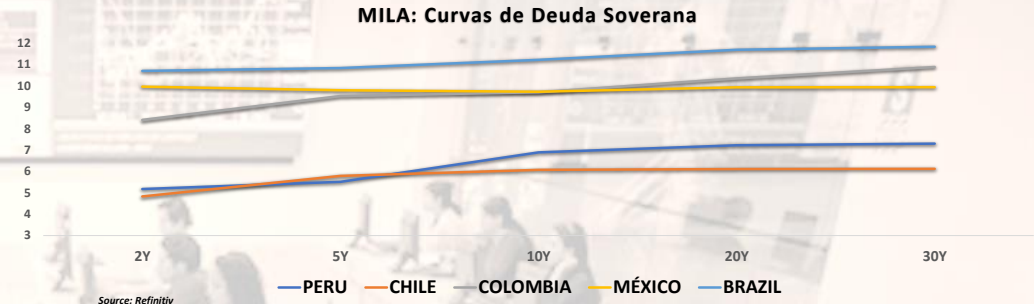
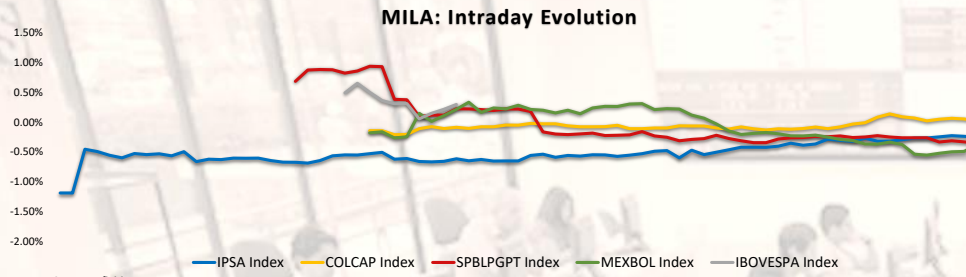
Source: Refinitiv

ETFs

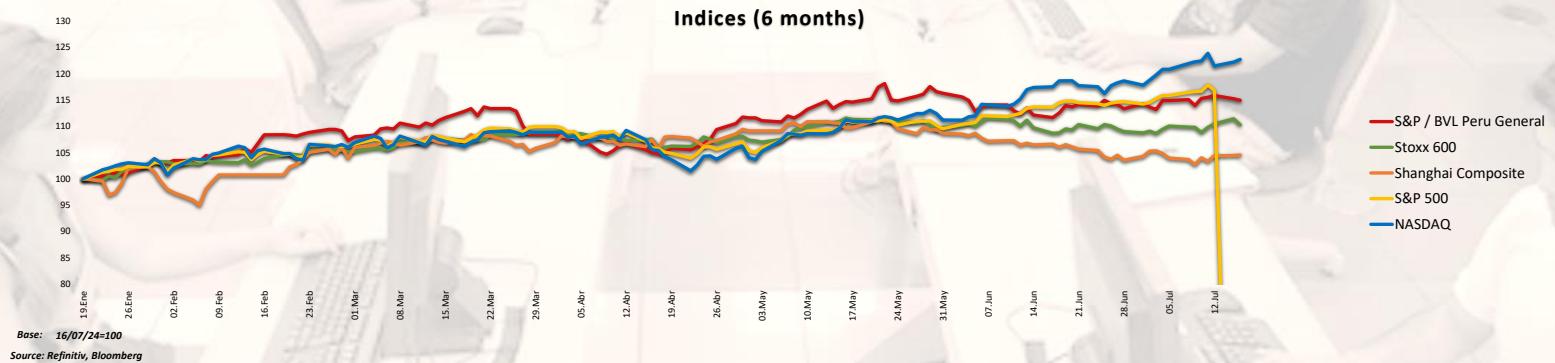
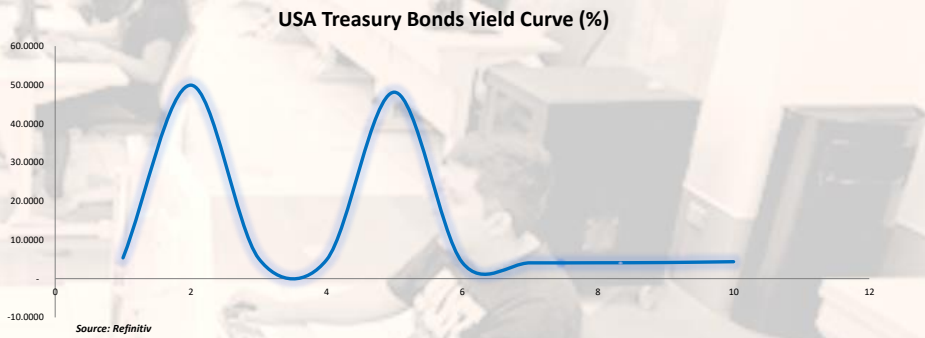
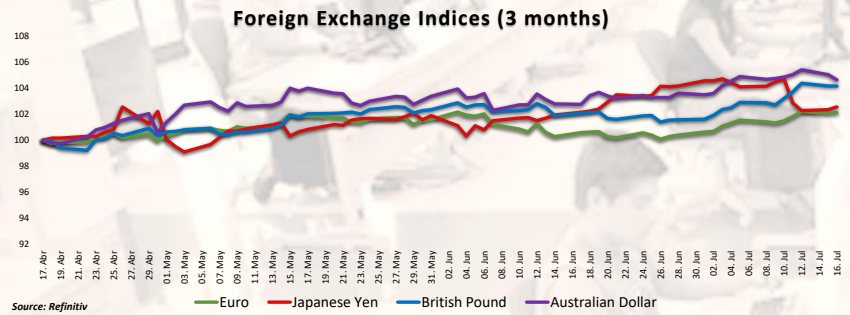
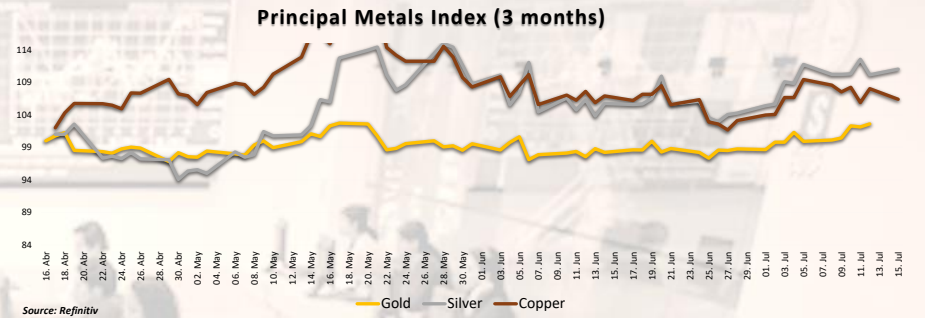
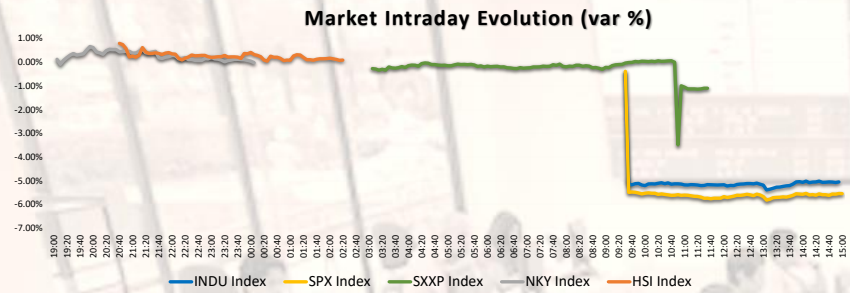
	Curr.	Close	1 D	5 D	1 M	YTD	Exchange
ISHARES MSCI ALL PERU CAPPED	USD	USD	USD	USD	USD	CAD	USD
▲ ISHARES MSCI CHILE CAPPED	USD	27.40	0.51%	4.42%	-3.21%	-2.53%	BTQ
▼ GLOBAL X MSCI COLOMBIA	USD	25.43	-1.20%	1.48%	-3.82%	35.19%	PCQ
▼ ISHARES MSCI MEXICO CAPPED	USD	161.54	-0.22%	4.57%	4.09%	9.97%	LSE
▲ ISHARES MSCI EMERGING MARKETS	USD	44.29	0.57%	1.07%	6.36%	15.85%	PCQ
▲ VANGUARD FTSE EMERGING MARKETS	CAD	37.32	0.59%	1.58%	6.02%	15.43%	TOR
▲ ISHARES CORE MSCI EMERGING MARKETS	USD	55.58	0.58%	1.07%	6.11%	17.38%	PCQ
▲ ISHARES JP MORGAN EMERGING MARKETS BONDS	USD	90.29	0.44%	1.28%	1.28%	5.92%	NMQ
▲ MORGAN STANLEY EMERGING MARKETS DOMESTIC	USD	4.89	0.20%	2.30%	3.16%	8.67%	NYQ
▲ ISHARES MSCI BRAZIL ETF	USD	29.19	0.21%	1.39%	-0.21%	7.04%	PCQ

Source: Refinitiv

Capital Market Laboratory Coordinator: MS Javier Penny Pestana
Apoyo: Alfonso Ramirez, Luis Muedas, Leonardo Román y Kiara Gallo
email: pulsbursatil@ulima.edu.pe



Capital Market Laboratory Coordinator: MS Javier Penny Pestana
Apoyo: Alfonso Ramirez, Luis Muedas, Leonardo Román y Kiara Gallo
email: pulsobursatil@ulima.edu.pe



Capital Market Laboratory Coordinator: MS Javier Penny Pestana
Apoyo: Alfonso Ramirez, Luis Muedas, Leonardo Román y Kiara Gallo
email: pulsobursatil@ulima.edu.pe

