

MILA

Lima, April 27, 2021

Peru

The General Index of the BVL ended today's session with a negative result of -0.65%. Then, the S&P / BVL Peru SEL varied by -1.14% while the S&P / BVL LIMA 25 by -0.86%. The PEN spot reached S / 3.8387. Headline: Public investment: Cajamarca and Moquegua, mining regions with different directions.

Chile:

El índice IPSA culminó el día con un retorno positivo de 0.53%. Los sectores más beneficiados de la jornada fueron Bienes Materiales (+1.89%) e Inmobiliaria (+1.66%). Por otro lado, las acciones con el peor desempeño fueron Cap SA (+4.10%) y Cencosud (+3.73%). Titular: Accionistas de chilena Cencosud aprueban plan de compra de acciones propias.

Colombia:

The COLCAP index closed today with a positive return of + 0.51%. The sectors that benefited the most from the session were Finance (+ 1.24%) and Energy (+ 0.78%). The worst performing stocks were Almacenes Éxito SA (-2.54%) and Interconnection Electric SA (1.77%). Headline: Colombian peso, the worst performing currency in emerging countries

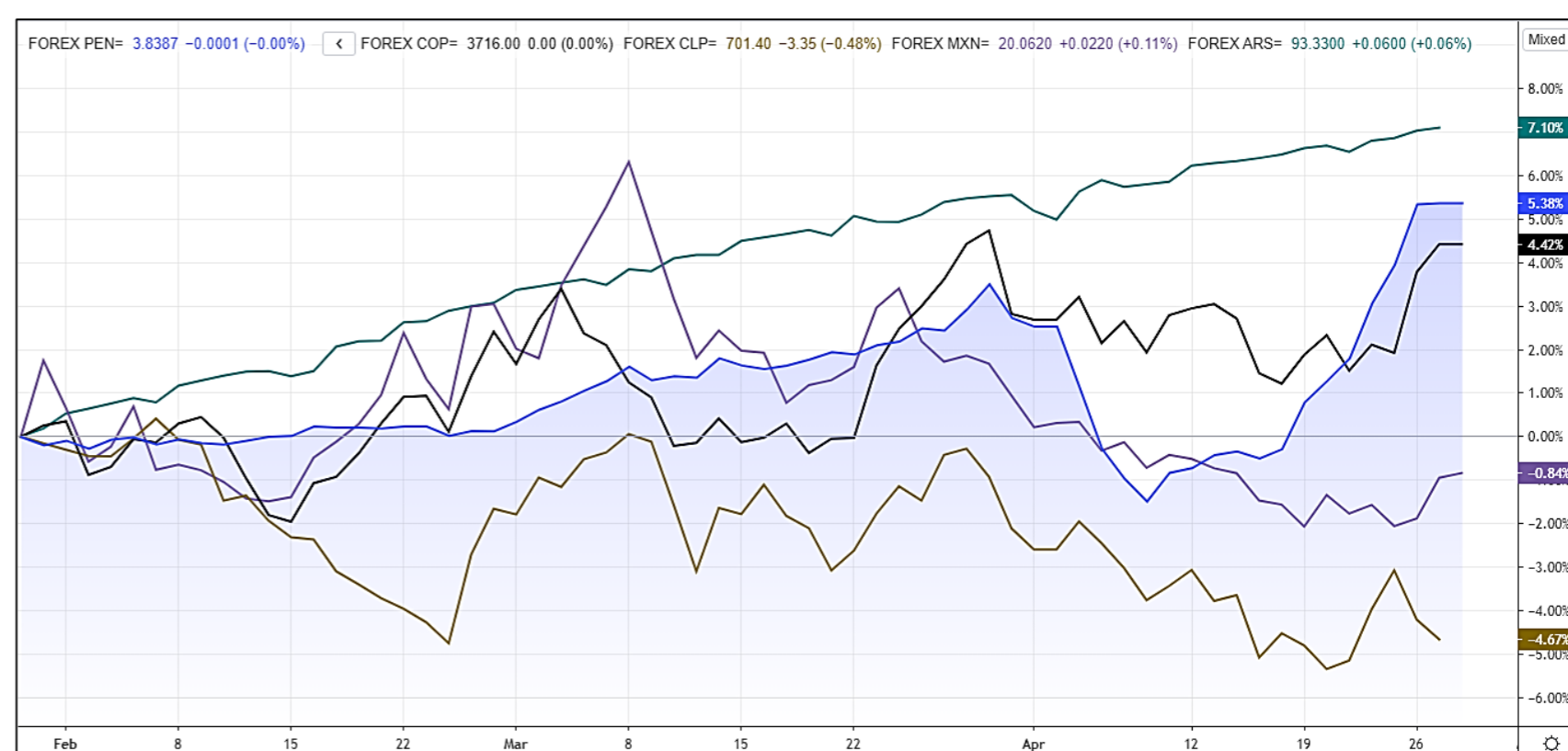
Mexico:

The IPC index closed the day with a negative return of -0.23%. The most affected sector of the day was Materials (-0.55%) and Basic Services (-0.44%). The worst performing stock was Alsea SAB de CV (-4.11%) and Telesites SAB de CV (-2.76%). Headline: Companies are already prevented from new personnel contracts by outsourcing

MILA: Stock Indices (6 months)



MILA: Foreign Exchange Indices (3 Months)



Currency

RIC	Nombre	Currency	1D	Ask Price	Bid Price
ARS=	Argentine Peso	▲ ARS	0.06 %	93.34	93.33
BRL=	Brazilian Real	▲ BRL	0.06 %	5.4505	5.449
CLP=	Chilean Peso	▲ CLP	-0.48 %	702.6	701.4
COP=	Colombian Peso	▲ COP		3720.5	3716
MXN=	Mexican Peso	▲ MXN	0.08 %	20.07	20.04
PEN=	Peru Sol	▲ PEN		3.8404	3.8388

MILA: Main Indexes

RIC	Name		Last	Pct. Chng	Net. Chng	Close	Currency
.SPIPSA	S&P IPSA TR	▲	4748.52	-2.39 %	-116.34	4864.86	CLP
.SPCLXIGPA	S&P/CLX IGPA TR	▼	23961.93	-2.42 %	-594.61	24556.54	CLP
./COLSC	COLSC/d	Ⓛ ▲	995.07	0.03 %	+0.26	994.81	COP
.COLCAP	COLCAP Index	▲	1293.15	0.51 %	+6.58	1286.57	COP
./SPBLPGPT	S&P/BVL GENERA/d	Ⓛ ▼	19185.2	-0.65 %	-125.71	19310.91	PEN
./SPBLPSPT	S&P/BVL SELECT/d	Ⓛ ▼	518.22	-1.14 %	-5.97	524.19	PEN
./MXX	IPC/d	Ⓛ ▼	48812.17	-0.23 %	-111.76	48923.93	MXN
.SPMILAPN	SP MILA40 Net TR		964.6875	-1.1 %	-11.372	976.0595	PEN

WORLD

RIC	Name	Moneda	Precio	1D	5D	30D	YTD	Beta	Dividend Yield
/SPX	S&P 500 INDEX/d	USD	4186.72	-0.021492%	1.25%	5.65%			Unable to collect...
/NDX	NASDAQ 100/d	USD	13960.278	-0.47%	1.09%	6.14%		1.03	Unable to collect...
/SPIPSA	S&P IPSA TR	CLP	4748.52	-2.39%	-4.57%	-3.36%		1.02	Unable to collect...
/GSPTSE	S&P/TSX COMP I/d	CAD	19175.09	0.02%	0.71%	1.16%		1.00	Unable to collect...
/BVSP	BVSP BOVESPA I/d	BRL	119388.37	-1%	-1.28%	4.58%		1.00	Unable to collect...
/SPBLPGPT	S&P/BVL GENERA/d	PEN	19185.2	-0.65%	-1.78%	-15.73%		1.00	Unable to collect...
/IMXX	IPC/d	MXN	48812.17	-0.23%	0.58%	2.39%		1.00	Unable to collect...
/STOXX	STXE 600 PR/d	EUR	439.85	-0.08%	1.39%	3.96%		1.00	Unable to collect...
/FTSE	FTSE 100 INDEX/d	GBP	6944.97	-0.26%	1.24%	2.71%		0.99	Unable to collect...
/FCHI	CAC 40 INDEX/d	EUR	6273.76		1.76%	3.76%		1.00	Unable to collect...
/FTMIB	FTSE MIB/d	EUR	24473.06	-0.17%	1.60%	1.49%		1.16	Unable to collect...
/IBEX	IBEX 35 INDEX/d	EUR	8756.7	0.63%	3.51%	1.30%		1.00	Unable to collect...
/MOEX	MOEX Russia Ind.	RUB	3600.6		1.36%	0.30%		1.00	Unable to collect...
/TOPX	TOPIX INDEX	JPY	1903.55	0.39%	-1.18%	-3.93%		1.00	Unable to collect...
/STI	STRAITS TIMES/d	SGD	3214.43	0%	0.70%	3.51%		0.82	Unable to collect...
/SSEC	SSE COMPOSITE/d	CNY	3442.6111	-0.07%	-0.87%	0.66%		1.00	Unable to collect...
/CSI300	CSI300 INDEX/d	CNY	5090.5195	-0.08%	0.14%	1.09%			Unable to collect...
/AXJO	S&P/ASX 200	AUD	7033.8	0.35%	0.23%	3.95%		0.98	Unable to collect...
/HSI	HANG SENG INDE/d	HKD	28941.54	0.15%	-0.67%	-0.30%		1.00	Unable to collect...
/BSESN	S&P SENSEX/d	INR	48944.14		2.07%	-4.08%		1.00	Unable to collect...
/NSEI	NIFTY 50/d	INR	14653.05		2.04%	-2.95%		0.99	Unable to collect...

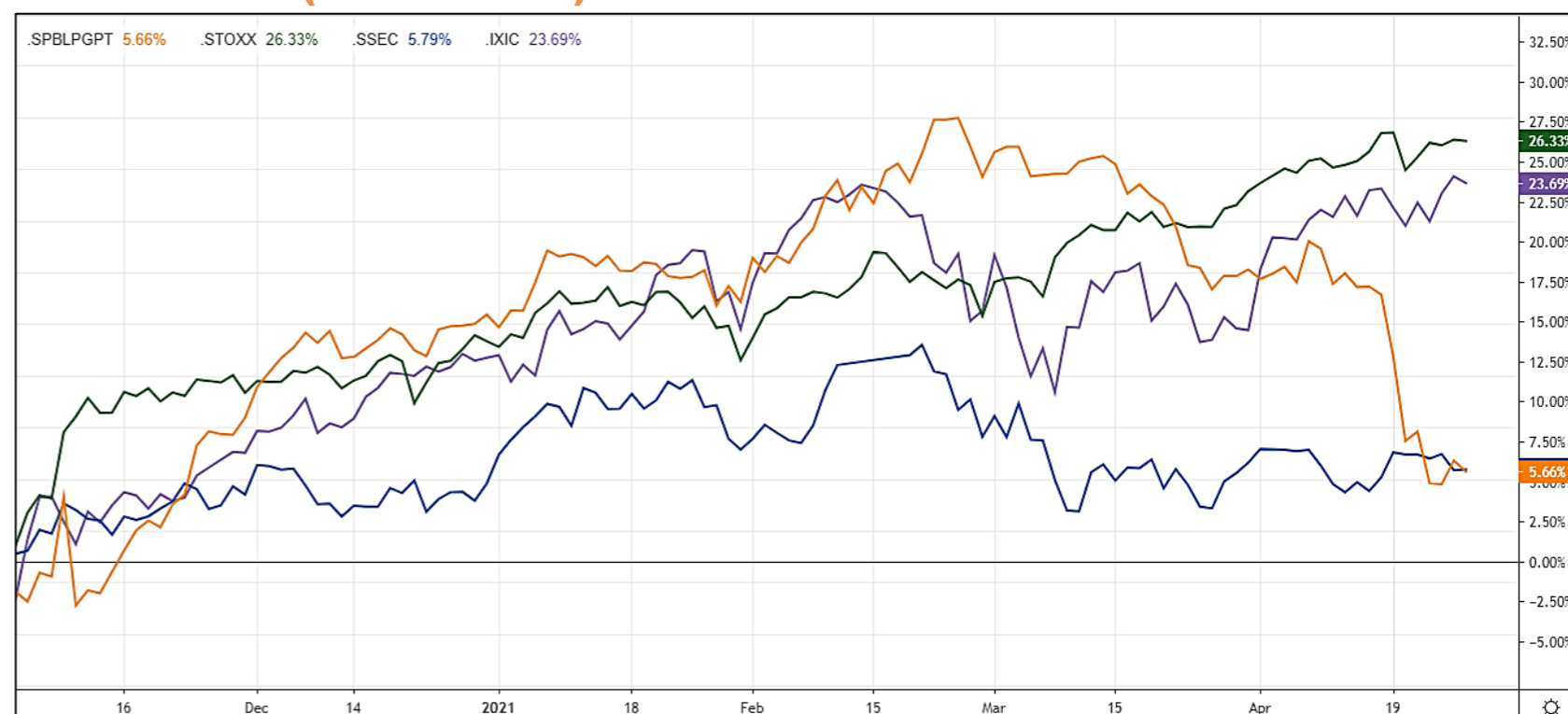
MAIN ETF'S

RIC	Name	Last	% Chng	Net. Chng	Volume	Vol 30d	Volat. 30d	% YTD	% YTD (USD)
/SPY	SPDR S&P 500/d	417.52	-0.02%	-0.09	51,303,0...	81,240,474	11.33	11.63%	11.67%
/EFA	ISH MSCI EAFE/d	78.87	-0.33%	-0.26	13,612,2...	19,852,339	12.44	8.10%	8.10%
/HYG	ISH IBOXX \$ HI/d	87.21	-0.14%	-0.12	17,660,642	23,396,335	3.99	-0.09%	-0.10%
/XLF	SPDR FINANCL S/d	35.80	0.79%	0.28	50,852,3...	53,907,395	16.07	21.51%	21.44%
/GDV	VNCK VCTR GLD /d	35.30	-1.89%	-0.68	16,330,790	18,395,615	27.70	-2.08%	-2.00%
/IWM	ISH RSL 2000/d	228.45	0.15%	0.34	19,648,108	30,488,469	25.33	16.52%	16.52%
/TAN	INVSC SOLAR/d	90.83	-1.14%	-1.05	1,808,582	1,933,764	46.12	-11.61%	-11.61%
/BIBB39.SA	NASDAQ BIOTC/d	57.57	0.26%	0.15	3,042			8.76%	
/BNO	US BRENT OIL F/d	16.84	1.69%	0.28	774,704	1,231,565	43.42	30.75%	30.75%
/DIA	SPDR DJI AVERA/d	339.83	-0.01%	-0.04	2,732,683	4,102,675	9.62	11.13%	11.13%
/SDY	SPDR S&P DIVDE/d	122.28	0.04%	0.05	334,793	438,401	11.07	15.43%	15.43%
/ZPDS.DE	E.II-S.US.CON/d	26.94	-0.28%	-0.08	5,231	6,187	11.83	4.34%	2.60%
/GBTC.PK	GRAYSCALE BI O/d	46.58	1.45%	0.67	5,167,428	9,016,281	72.07	45.55%	45.55%
/VNO	VANGUARD RL ES/d	98.06	-0.01%	-0.01	3,091,131	4,234,555	12.20	15.51%	15.46%
/FXI	ISH CHINA LG C/d	47.06	0.41%	0.19	14,398,2...	19,251,360	19.61	1.34%	1.36%
/KXI	ISH GBL CONS S/d	59.44	-0.29%	-0.17	40,105	35,160	9.45	1.99%	1.99%

CURRENCY

RIC	Nombre	Currency	1D	Ask Price	Bid Price
ARS=	Argentine Peso	ARS	0.06%	93.34	93.33
BRL=	Brazilian Real	BRL	0.06%	5.4505	5.449
CLP=	Chilean Peso	CLP	-0.48%	702.6	701.4
COP=	Colombian Peso	COP		3720.5	3716
MXN=	Mexican Peso	MXN	0.08%	20.07	20.04
PEN=	Peru Sol	PEN		3.8404	3.8388

INDICES (6 MONTHS)



GLOBAL OVERVIEW

United States:

Major U.S. indexes closed with mixed results, after the avalanche of corporate results and the monetary policy decisions of the Federal Reserve (FED). Today, the FED kicked off its two-day meeting, so, according to experts, the Federal Open Market Committee (FOMC) is expected to maintain the expansionary policy despite concerns about the possible overheating of the economy. The new macroeconomic diagnosis will be known when the meeting's concluding statement is released on Wednesday. On the other hand, stock markets absorbed the gains made by technology companies. According to FactSet, with roughly one-third of the S&P 500 having reported their results, 84% of companies have posted positive earnings surprises. In stock market equities, Tesla shares -4.53% despite posting record net income of \$438 million. On the other hand, United Parcel Services (UPS) shares +10.42% after its earnings beat estimates. Finally, earnings reports from mega-cap tech companies such as Alphabet -0.82%, Microsoft +0.16%, AMD -0.23% announced earnings after market close. Thus, S&P500 -0.02% and NASDAQ -0.34% closed negative, while DOWJONES +0.01% closed the day with positive returns.

Europe:

Major European markets ended the day negative, despite optimism for strong UK earnings and recovery in travel stocks hoping for a post-COVID-19 rally. The pan-European STOXX 600 index ended lower; meanwhile, investors remain pending the political decision of the United States Federal Reserve that will take place this Wednesday. UBS, on the other hand, fell 2.0% as it took a \$ 774 million windfall from Archegos, overshadowing a 14% rise in quarterly net earnings and providing bad news for European stocks. Likewise, the UK index fell slightly, as the rise of the oil company BP was mitigated by higher oil prices and higher revenues from natural gas trading. On the other hand, the economic recovery thanks to the advance against the pandemic positively affects European travel stocks and boosts banking stocks. Thus, the STOXX 600 -0.08%, CAC 40 -0.03%, FTSE 100 -0.26% and DAX -0.31% closed the day with negative returns.

Asia:

The main Asian indices ended today's session mostly with losses after the US Federal Reserve's comments regarding inflation. In China, earnings of industrial companies showed a slowdown in their growth; and with it the demand for raw materials worrying investors. In individual stocks; Internet company Meituan + 3.2%; HSBC Holdings Plc + 2.6% and Alibaba Group Holding Ltd.+1.1%. The KOSPI, meanwhile, closed slightly lower following a reduction in positions ahead of the tech giants' earnings announcement. In macroeconomic data, South Korea's GDP rose by 1.6% beating expectations of 1.1%. Japanese stocks fell after index companies missed earnings expectations as concerns mount regarding the re-infection of COVID-19 in the country. Finally, in Australia, investors await CPI releases for the first quarter. Thus, S&P/ASX 200 -0.17%; SHANGHAI +0.04%; KOSPI -0.07%; HANG SENG -0.20%; NIKKEI -0.46% ended today's session mostly lower.

LIMA

RIC	Name		Moneda	Precio	1D	5D	30D	YTD	Beta	Dividend Yield ▲
/SPBLPGPT	S&P/BVL GENERA/d	🕒 ▼	PEN	19185.2	-0.65 %	-1.78 %	-15.73 %		1.00	Unable to collect...
/CVERDEC1.LM	CERRO VERDE/d	🕒 ▼	USD	18.09	-2.22 %	-9.55 %	-28.73 %	-11.42 %	1.25	
/ENDISPC1.LM	ENEL DIST PERU/d	🕒 ▲	PEN	4.09	2.25 %	-22.83 %	-29.82 %	-22.02 %	0.50	
/UNACEMC1.LM	UNACEM/d	🕒 ▼	PEN	1.24		-11.43 %	-32.61 %	-19.43 %	1.18	0.84 %
/INRETC1.LM	INRETAIL PERU/d	🕒 ▲	USD	35	0.57 %	-3.05 %	-22.22 %	-10.71 %	0.60	1.39 %
/BACKUSI1.LM	BACKUS JOHNSTO/d	🕒 ▲	PEN	18.8	2.732 %	-6.00 %	-19.14 %	-6.70 %	0.41	1.84 %
/SCCO.LM	SOUTHERN COPPE/d	🕒 ▼	USD	72.35	-0.28 %	1.54 %	-6.73 %	10.72 %	1.10	2.30 %
/ALICORC1.LM	ALICORP/d	🕒 ▼	PEN	6.7	-2.047 %	-2.05 %	-13.61 %	-2.73 %	0.75	3.50 %
/CPACASC1.LM	CEM PACASMAYO/d	🕒 ▼	PEN	5	-2.913 %	-4.76 %	-16.25 %	-5.66 %	0.79	3.85 %
/BBVAC1.LM	BCO BBVA PERU/d	🕒 ▼	PEN	1.92	-4.95 %	-6.34 %	-18.47 %	-9.83 %	0.81	3.98 %
/BVLAC1.LM	BOLSA DE LIMA/d	🕒	PEN	2.43		-1.62 %	-0.39 %	1.69 %	0.17	4.54 %
/CASAGRC1.LM	CASA GRANDE/d	🕒 ▼	PEN	4.43	-1.774 %	-20.89 %	-24.92 %	-6.74 %	0.98	4.76 %
/BAP.LM	CREDICORP/d	🕒 ▲	USD	121.56	0.21 %	-4.16 %	-19.58 %	-24.31 %	1.12	5.18 %
/IFS.LM	INTERCORP/d	🕒 ▼	USD	26.7	-2.91 %	-0.34 %	-14.45 %	-11.22 %	1.21	5.22 %
/ENGIEC1.LM	ENGIE ENERG PE/d	🕒 ▼	PEN	6.29		-10.78 %	-12.27 %	-6.76 %	0.36	5.25 %
/CORAREC1.LM	ACEROS AREQUIP/d	🕒 ▼	PEN	1.26	-0.787 %	-0.79 %	-8.49 %	4.90 %	0.58	5.68 %
/CORAREI1.LM	ACEROS AREQUIP/d	🕒 ▲	PEN	0.84		-7.69 %	-24.25 %	-2.97 %	1.29	5.68 %
/FERREYC1.LM	FERREYCORP/d	🕒 ▲	PEN	1.64	-3.529 %	-9.89 %	-21.16 %	-1.23 %	1.22	8.81 %
/SIDERC1.LM	SIDER PERU/d	🕒 ▼	PEN	0.78		-9.30 %	-15.01 %	1.99 %	1.28	10.63 %
/ENGEPEC1.LM	ENEL GEN PERU/d	🕒 ▼	PEN	1.89	0.532 %	-11.27 %	-27.60 %	-2.99 %	0.51	10.99 %
/ATACOBC1.LM	ATACOCHA/d	🕒	PEN	0.111		-26.00 %	-30.63 %	-19.57 %	1.90	
/BVN.LM	BUENAVENTURA/d	🕒 ▼	USD	9.91	-2.08 %	-3.79 %	-13.83 %	-17.42 %	1.34	
/AENZAC1.LM	AENZA/d	🕒 ▲	PEN	1.25	7.759 %	-10.71 %	-28.57 %	-28.16 %	1.48	
/MINSURI1.LM	MINSUR/d	🕒 ▼	PEN	2.15	-1.826 %	-10.42 %	-24.56 %	16.22 %	1.29	
/NEXAPEC1.LM	NEXA RES PERU/d	🕒 ▲	PEN	2.7	1.124 %	-10.00 %	-29.87 %	-4.59 %	1.67	
/PMLLM	PANORO MINERAL/d	🕒 ▼	USD	0.11		-16.67 %	-23.61 %	3.77 %	2.03	
/RELAPAC1.LM	RELAPA SAA/d	🕒 ▲	PEN	0.105	5 %	2.94 %	-20.45 %	52.17 %	1.99	
/RIMSEGC1.LM	RIMAC SEGUROS/d	🕒	PEN	1.05		-4.55 %	-8.70 %	6.36 %	0.55	
/TV.LM	TREVALI MINING/d	🕒 ▼	USD	0.158	-1.25 %	10.49 %	6.76 %	7.48 %	2.51	
/VOLCABC1.LM	VOLCAN MINERA/d	🕒 ▲	PEN	0.64	-3.03 %	-7.25 %	-24.71 %	23.08 %	1.72	

*Source : REfinitiv

Capital Markets Laboratory Coordinator: Economist Bruno Bellido
 Collaboration: María Camarena, Alonso García, Adrián Paredes y Jairo Valverde
 email: pulsobursatil@ulima.edu.pe
 Facebook: www.facebook.com/pulsobursatil.ul

RATING SOBERANO

CLASIFICACIONES DE RIESGO

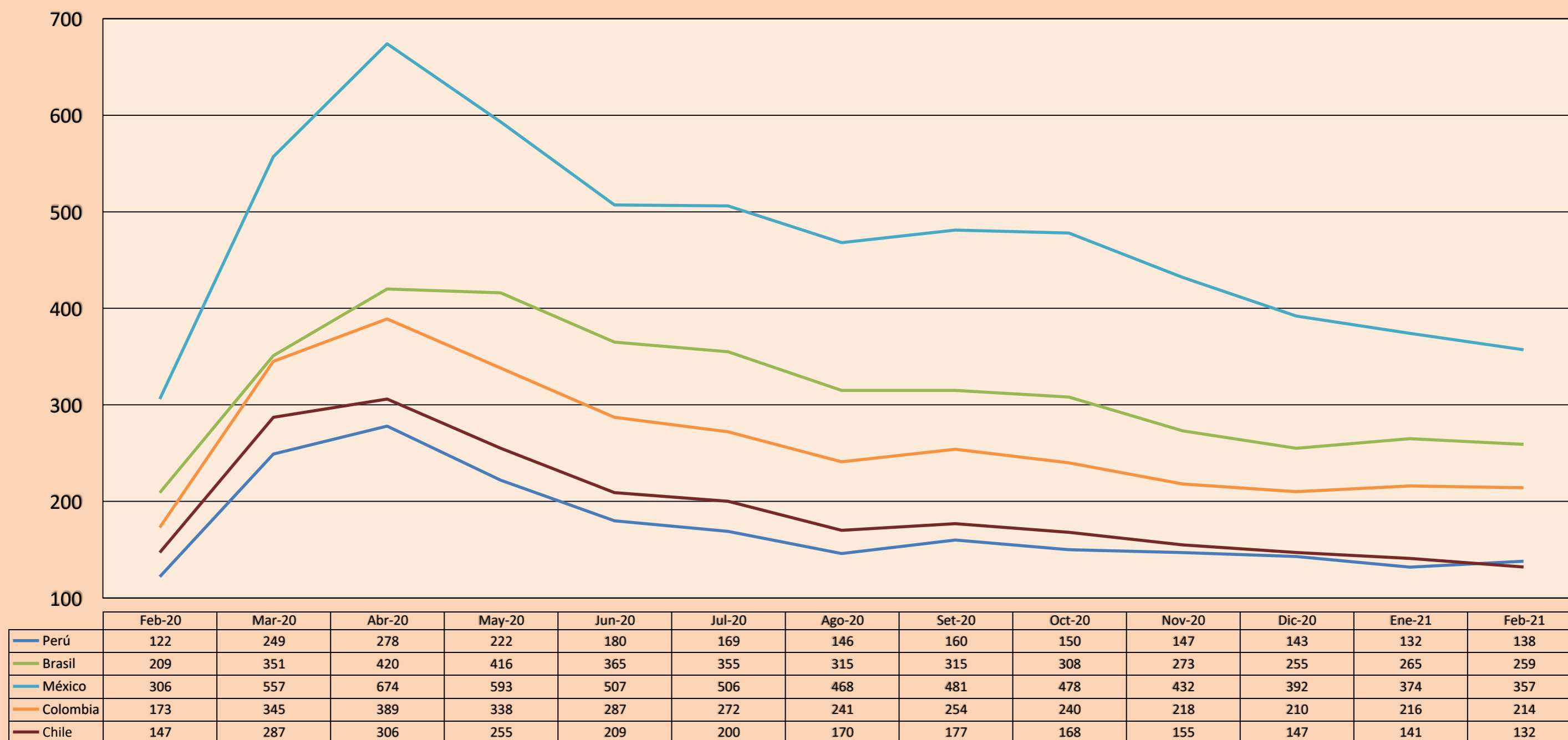
Moody's	S&P	Fitch		32
Aaa	AAA	AAA	Prime	
Aa1	AA+	AA+	Alto Grado	
Aa2	AA	AA		
Aa3	AA-	AA-		
A1	A+	A+	Grado Alto Medio	
A2	A	A		
A3	A-	A-		
Baa1	BBB+	BBB+	Grado Bajo Medio	
Baa2	BBB	BBB		
Baa3	BBB-	BBB-		
Ba1	BB+	BB+	Sin Grado de Inversión Especulativo	
Ba2	BB	BB		
Ba3	BB-	BB-		
B1	B+	B+	Altamente Especulativo	
B2	B	B		
B3	B-	B-		
Caa1	CCC+	CCC	Riesgo Sustancial Extremadamente Especulativo	
Caa2	CCC			
Caa3	CCC-			
Ca	CC	DDD	Poca esperanzas de Pago	
C	C			
	D			
		DD	Impago	
		D		

Source : Bloomberg

Rating Crédito Latinoamérica			
Clasificadora de riesgo			
País	Moody's	Fitch	S&P
Perú	A3	BBB+	BBB+
México	Baa1	BBB-	BBB
Venezuela	C	WD	SD
Brazil	Ba2	BB-	BB-
Colombia	Baa2	BBB-	BBB-
Chile	A1	A-	A
Argentina	Ca	WD	CCC+
Panamá	Baa2	BBB-	BBB

Source: Bloomberg

Riesgo País Latinoamérica (pbs)



Source: BCRP

Capital Markets Laboratory Coordinator: Economist Bruno Bellido
Collaboration: María Camarena, Alonso García, Adrian Paredes y Jairo Valverde
email: pulsobursatil@ulima.edu.pe
Facebook: www.facebook.com/pulsobursatil.ul