



UNIVERSIDAD  
**DE LIMA**  
SCIENTIA ET PRAXIS

Lima, 1 de agosto de 2018

# PULSO ECONÓMICO

## Variables Macroeconómicas

### MERCADO INTEGRADO LATINOAMERICANO (MILA)

Universidad de Lima

Facultad de Ciencias Empresariales y Económicas

**Carrera de Economía**

Laboratorio Mercado de Capitales

Coordinador Laboratorio de Mercado de Capitales: Economista Bruno Bellido  
Apoyo: Lith Fernandez, Samuel Machacuay, Maria Pia Quijano y Jorge Retamozo  
email: [pulsobursatil@ulima.edu.pe](mailto:pulsobursatil@ulima.edu.pe)  
facebook: [www.facebook.com/pulsobursatil.ul](http://www.facebook.com/pulsobursatil.ul)  
Teléfonos: 4376767 Anexos: 35340 - 35310



# Perú-PBI

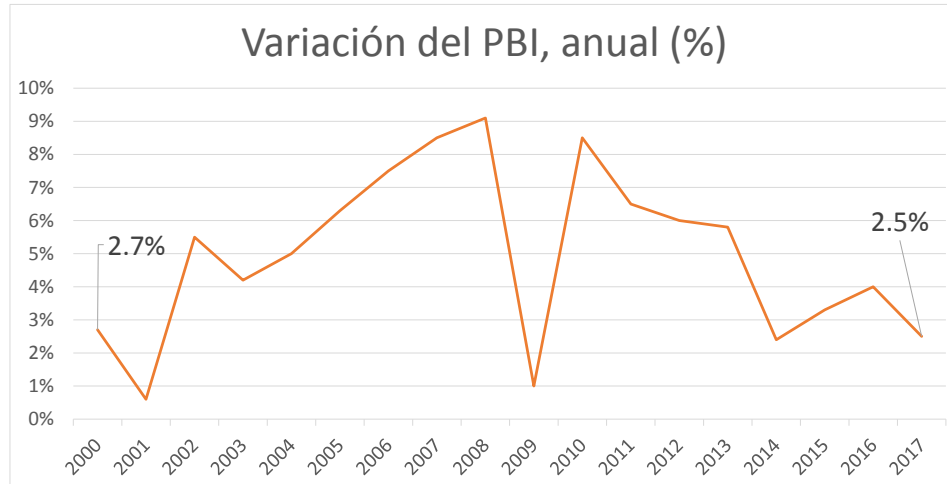


Fuente: Banco Central de Reserva del Perú; Bloomberg (2018)  
Elaboración propia





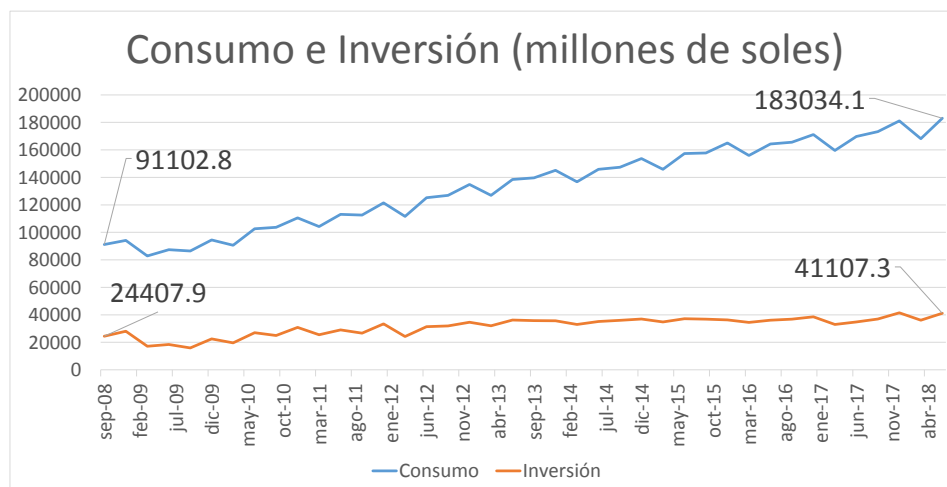
# Perú-PBI



Fuente: Banco Central de Reserva del Perú; Bloomberg (2018)  
Elaboración propia



# Perú-Consumo e Inversiones

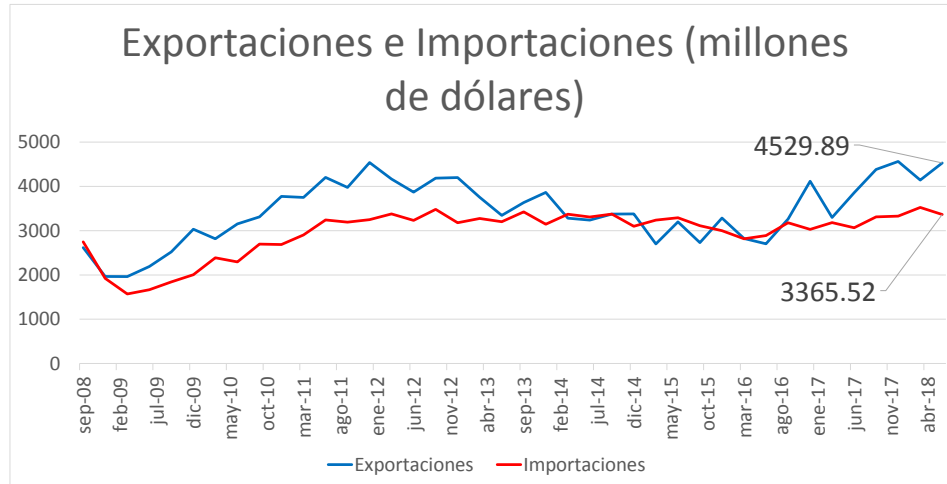


Fuente: Banco Central de Reserva del Perú; Bloomberg (2018)  
Elaboración propia





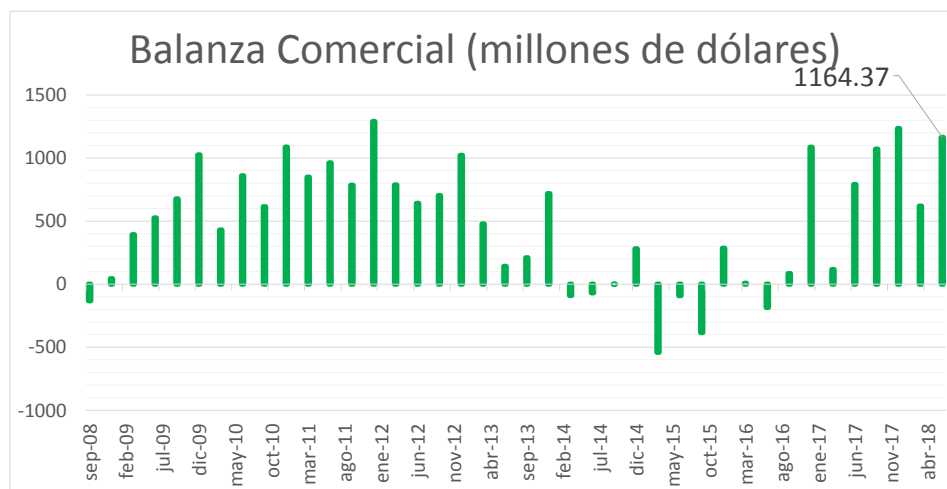
## Perú-Exportaciones e Importaciones



Fuente: Banco Central de Reserva del Perú; Bloomberg (2018)  
Elaboración propia



## Perú-Balanza Comercial

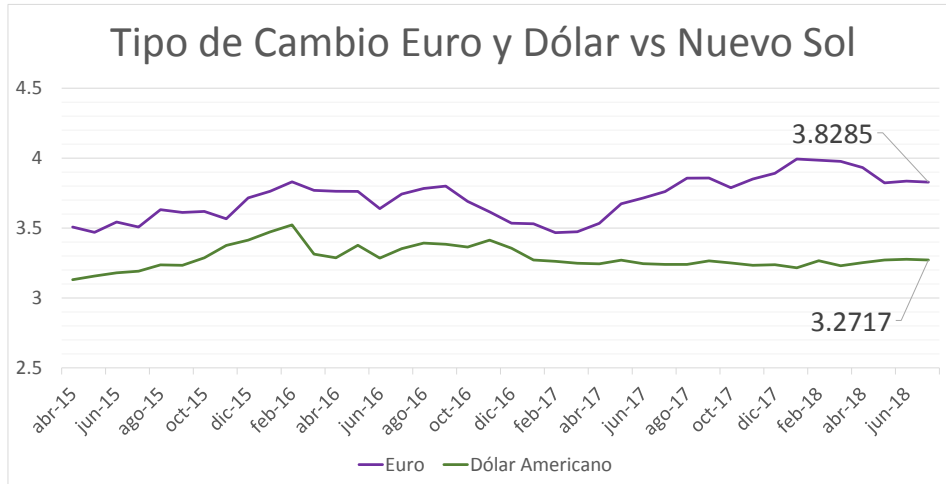


Fuente: Banco Central de Reserva del Perú; Bloomberg (2018)  
Elaboración propia





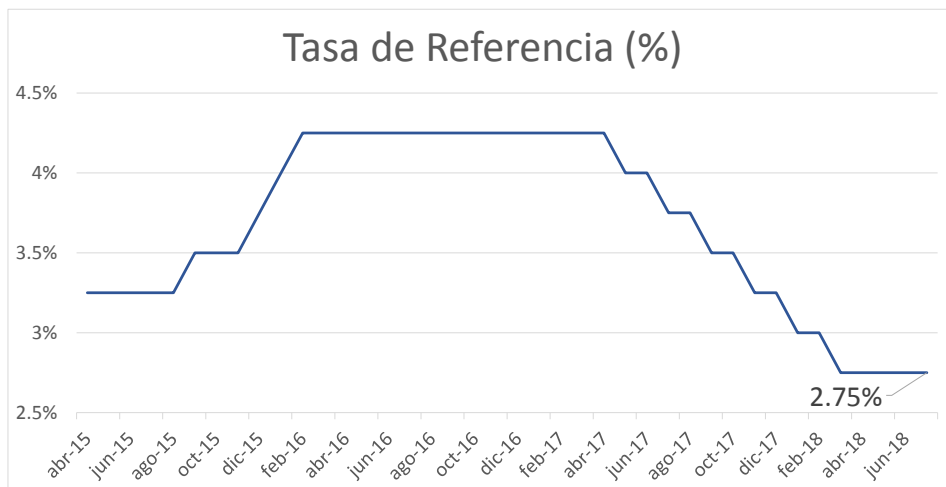
## Perú-Monedas Extranjeras



Fuente: Bloomberg (2018)  
Elaboración propia



## Perú-Tasa de Referencia

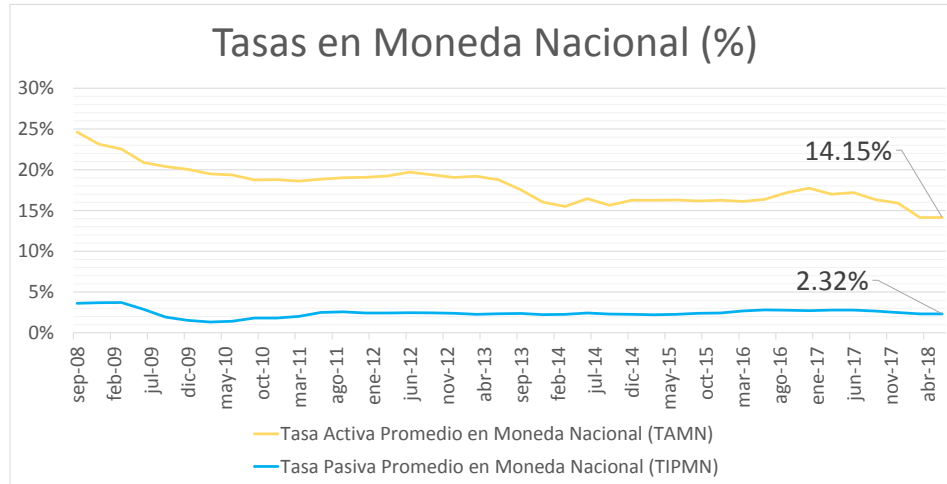


Fuente: Banco Central de Reserva del Perú; Bloomberg (2018)  
Elaboración propia





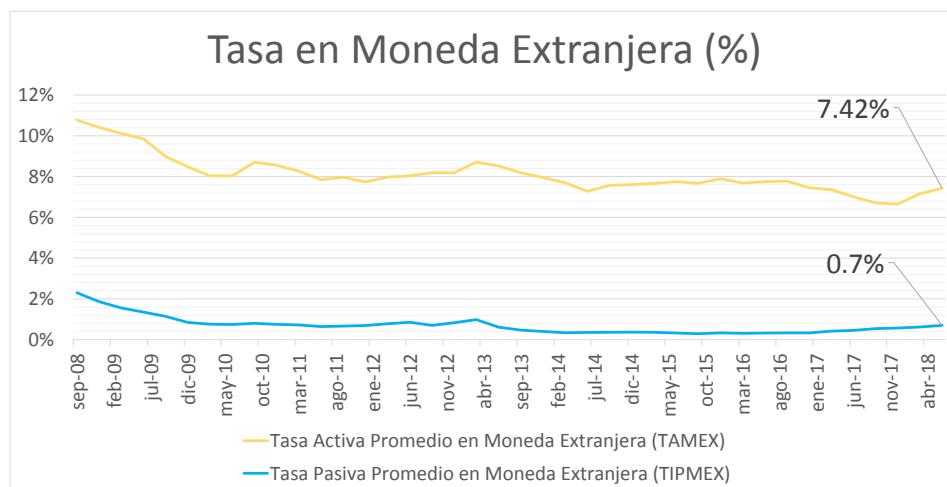
## Perú-Tasas en Moneda Nacional



Fuente: Superintendencia de Banca y Seguros; Bloomberg (2018)  
Elaboración propia



## Perú-Tasas en Moneda Extranjera

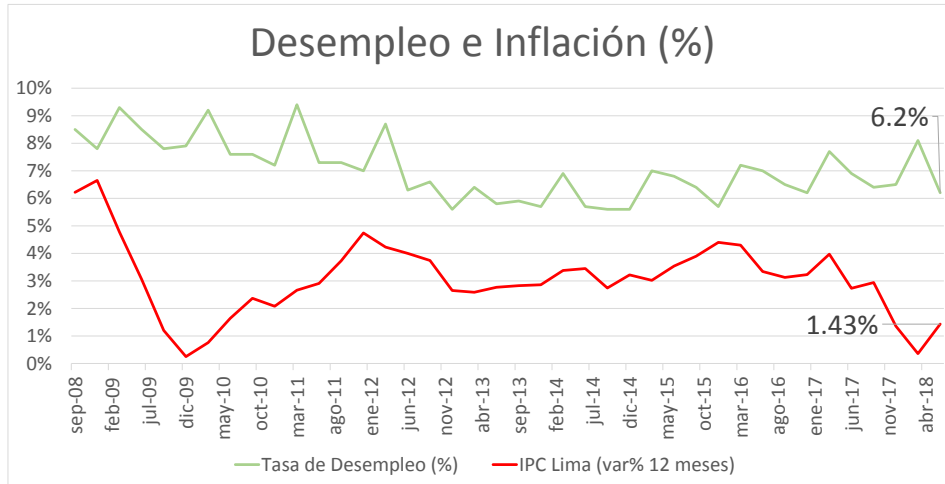


Fuente: Superintendencia de Banca y Seguros; Bloomberg (2018)  
Elaboración propia





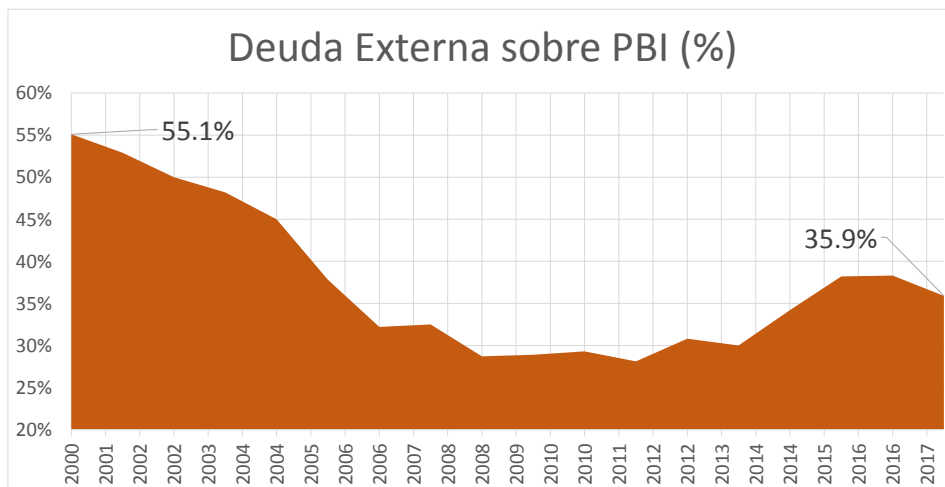
## Perú-Desempleo e Inflación



Fuente: Instituto Nacional de Estadística e Informática del Perú; Bloomberg (2018)  
Elaboración propia



## Perú-Deuda Externa

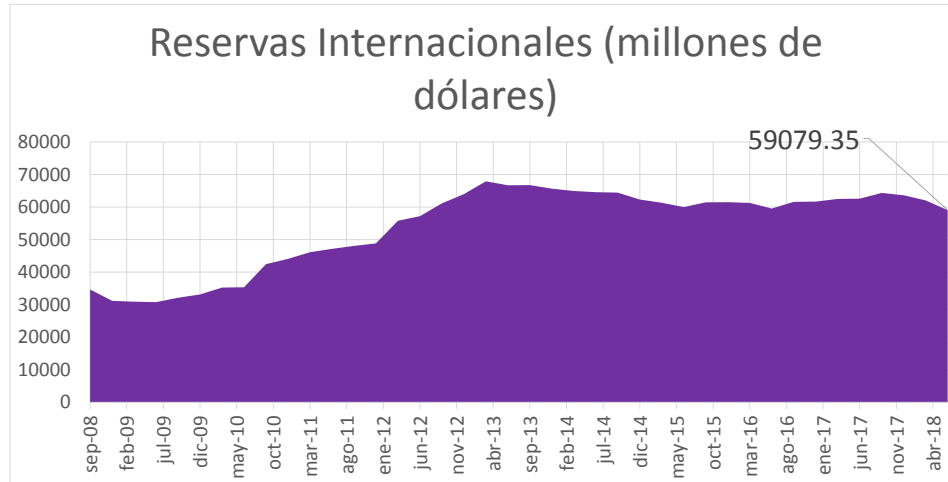


Fuente: Banco Central de Reserva del Perú; Bloomberg (2018)  
Elaboración propia





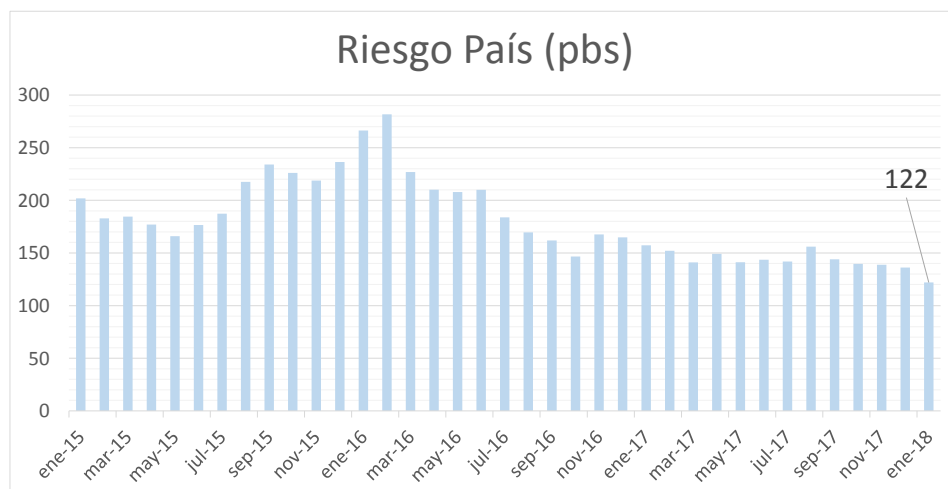
## Perú-Reservas Internacionales Netas



Fuente: Banco Central de Reserva del Perú; Bloomberg (2018)  
Elaboración propia



## Perú-Riesgo País



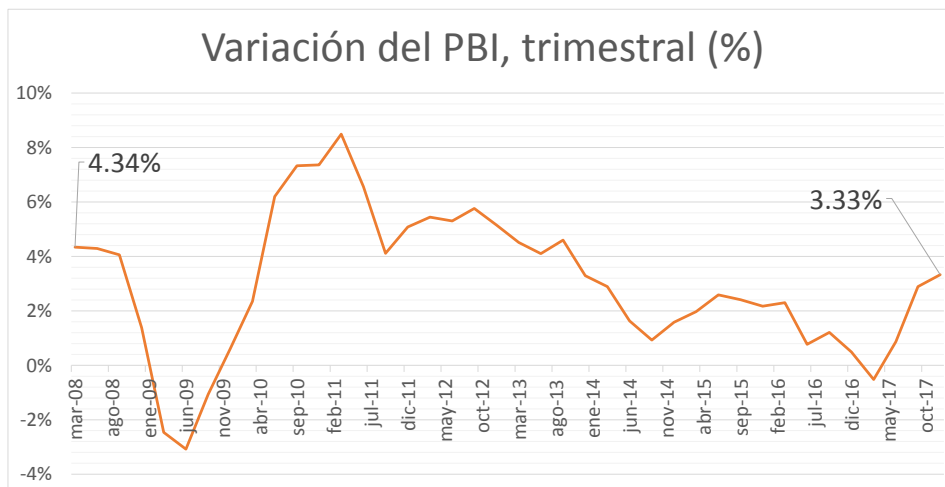
Fuente: Banco Central de Reserva del Perú (2018)  
Elaboración propia







# Chile-PBI

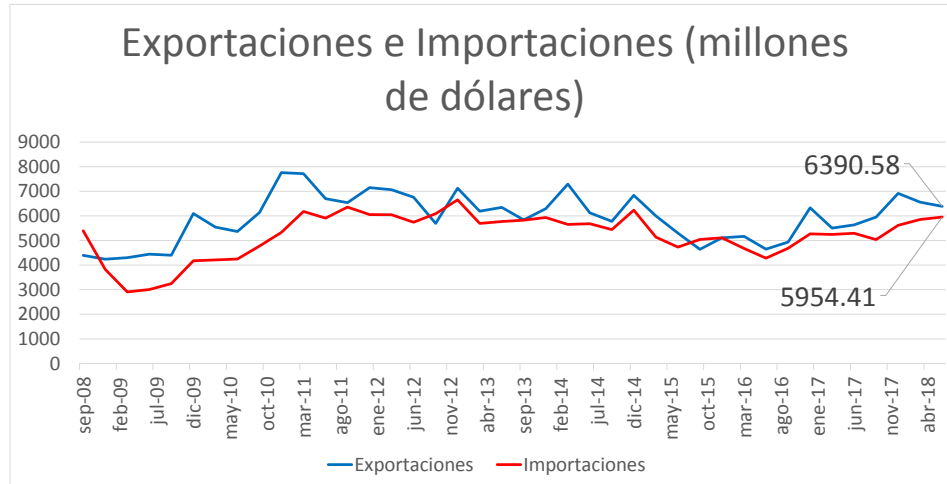


Fuente: Banco Central de Chile; Bloomberg (2018)  
Elaboración propia





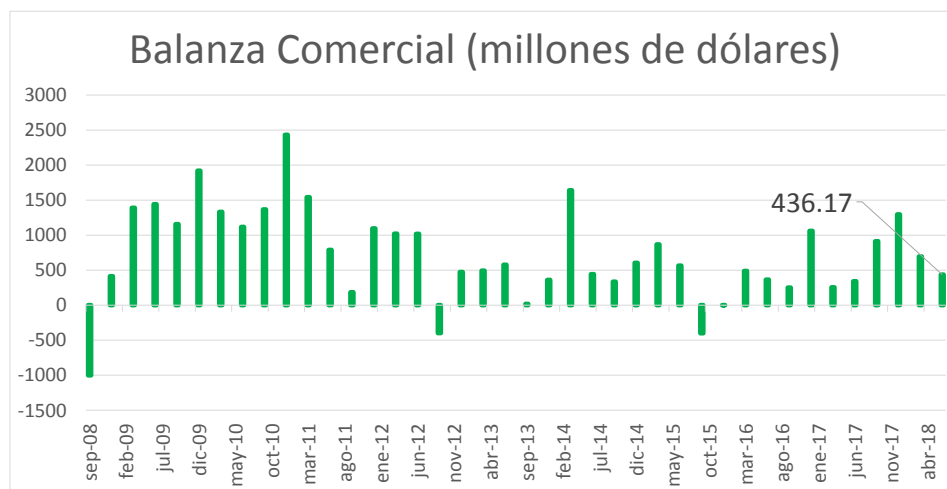
## Chile-Exportaciones e Importaciones



Fuente: Banco Central de Chile; Bloomberg (2018)  
Elaboración propia



## Chile-Balanza Comercial

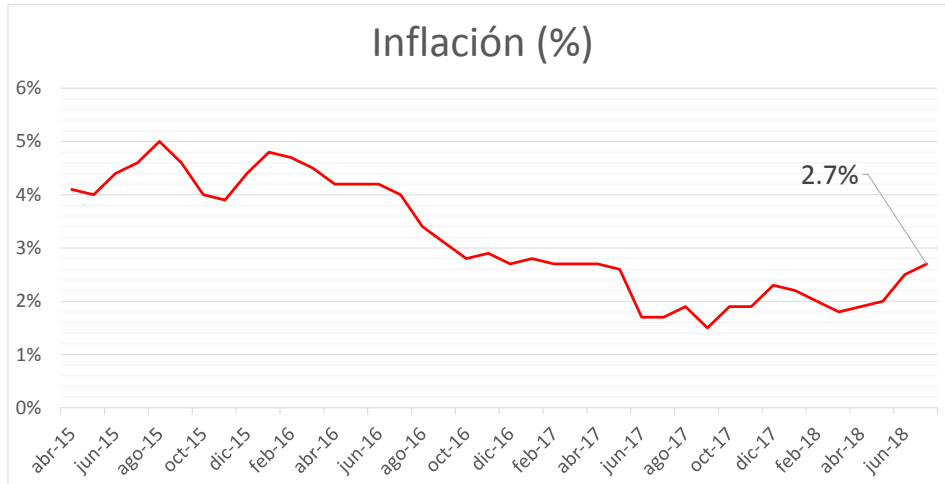


Fuente: Banco Central de Chile; Bloomberg (2018)  
Elaboración propia





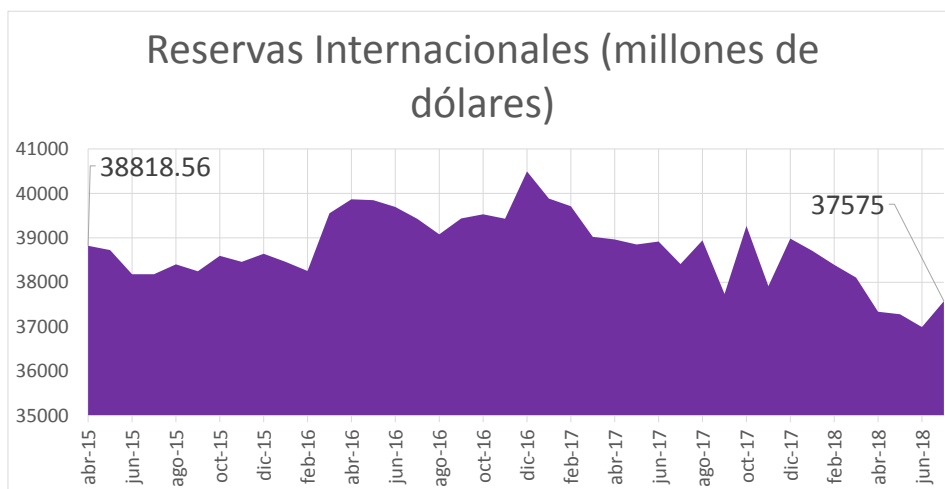
# Chile-Inflación



Fuente: Instituto Nacional de Estadística - Chile; Bloomberg (2018)  
Elaboración propia



# Chile-Reservas Internacionales

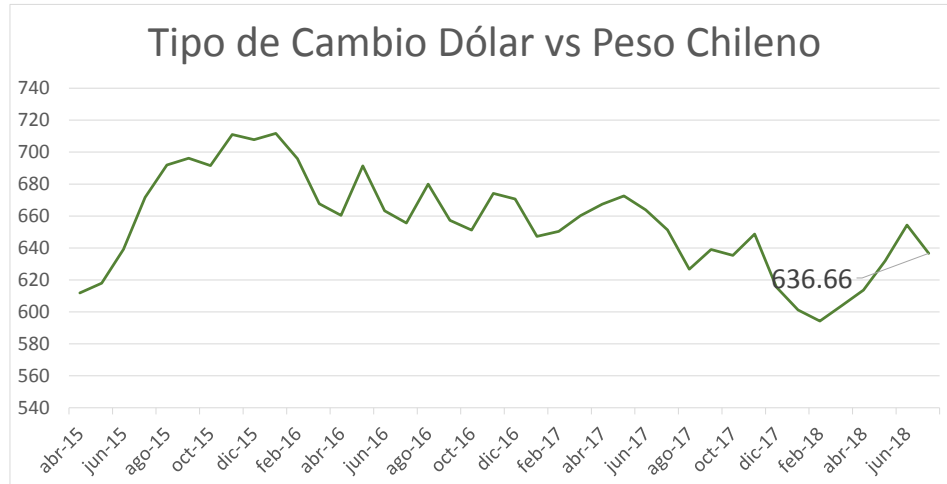


Fuente: Banco Central de Chile; Bloomberg (2018)  
Elaboración propia





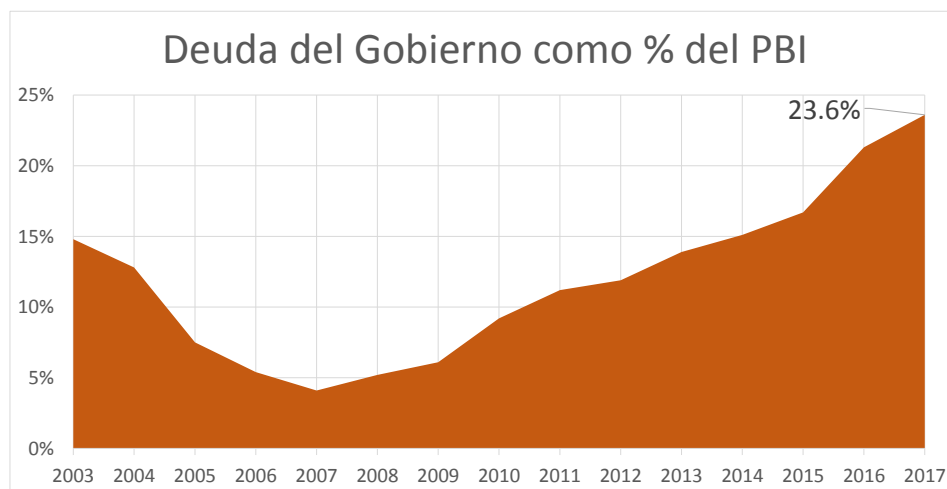
# Chile-Tipo de Cambio



Fuente: Bloomberg (2018)  
Elaboración propia



# Chile-Deuda del Gobierno

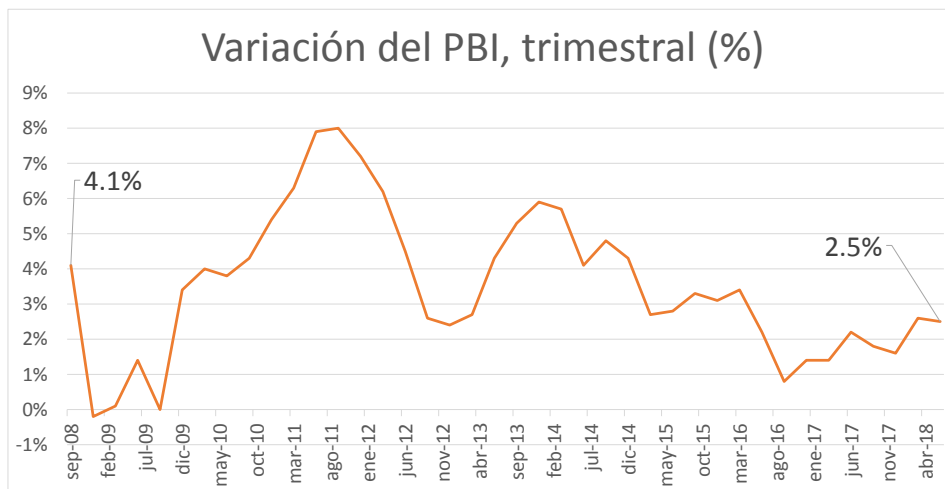


Fuente: Central Intelligence Agency; Bloomberg (2018)  
Elaboración propia





# Colombia-PBI

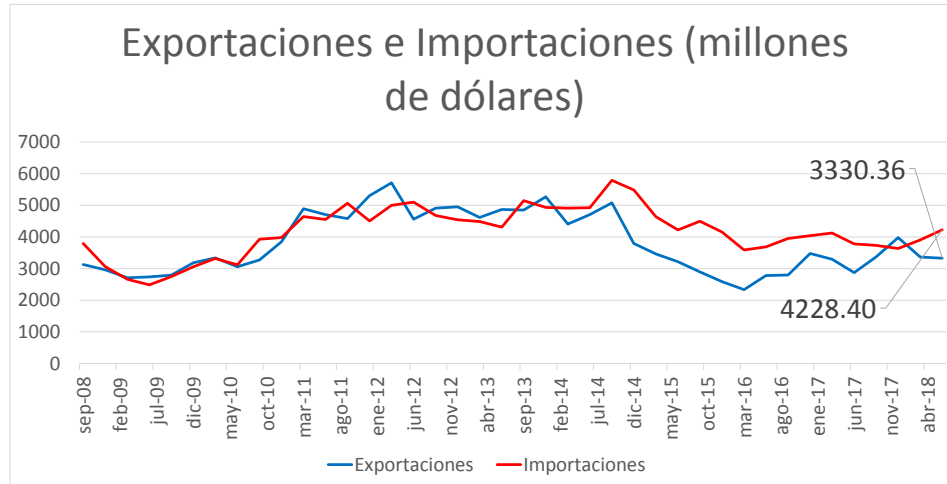


Fuente: Departamento Administrativo Nacional de Estadística; Bloomberg (2018)  
Elaboración propia





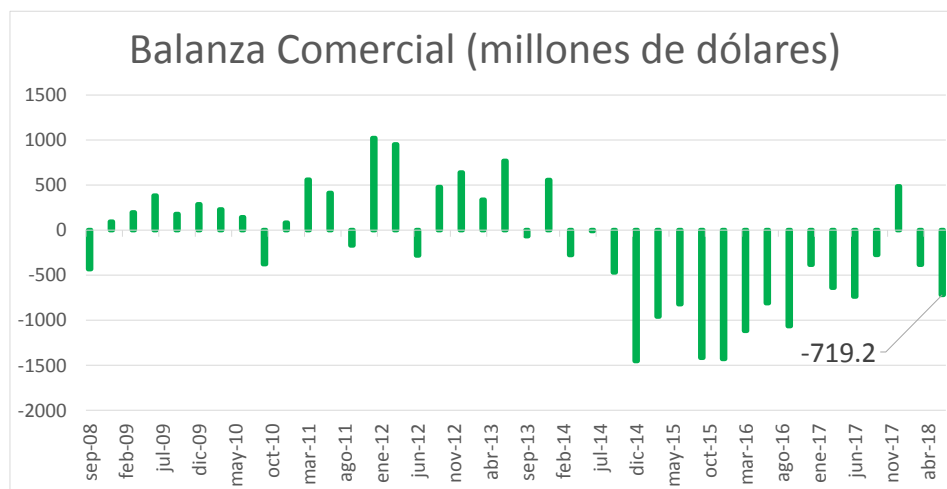
## Colombia-Exportaciones e Importaciones



Fuente: Banco Central de la República de Colombia; Bloomberg (2018)  
Elaboración propia



## Colombia- Balanza Comercial

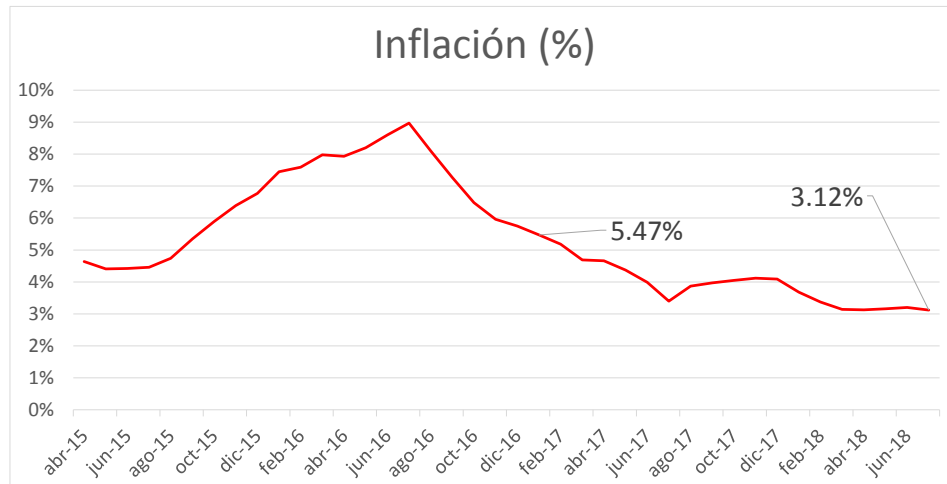


Fuente: Departamento Administrativo Nacional de Estadística; Bloomberg (2018)  
Elaboración propia





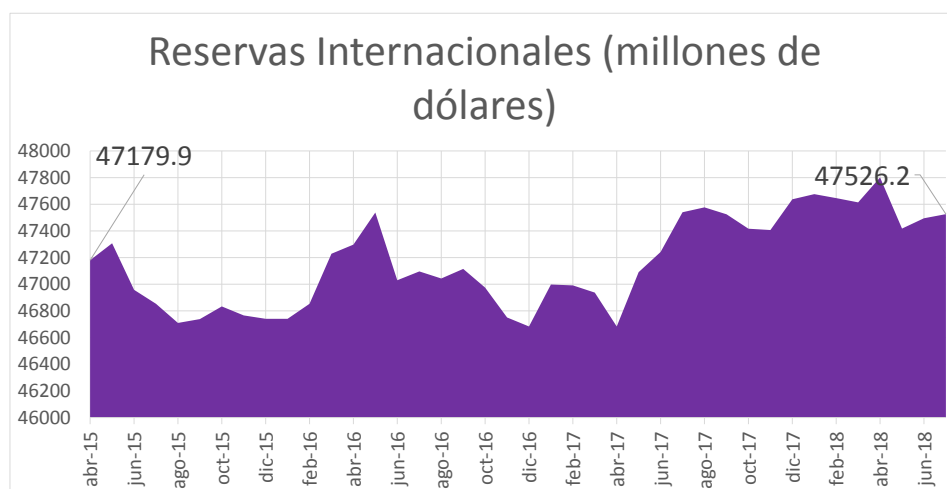
# Colombia-Inflación



Fuente: Banco Central de la República de Colombia; Bloomberg (2018)  
Elaboración propia



# Colombia-Reservas Internacionales

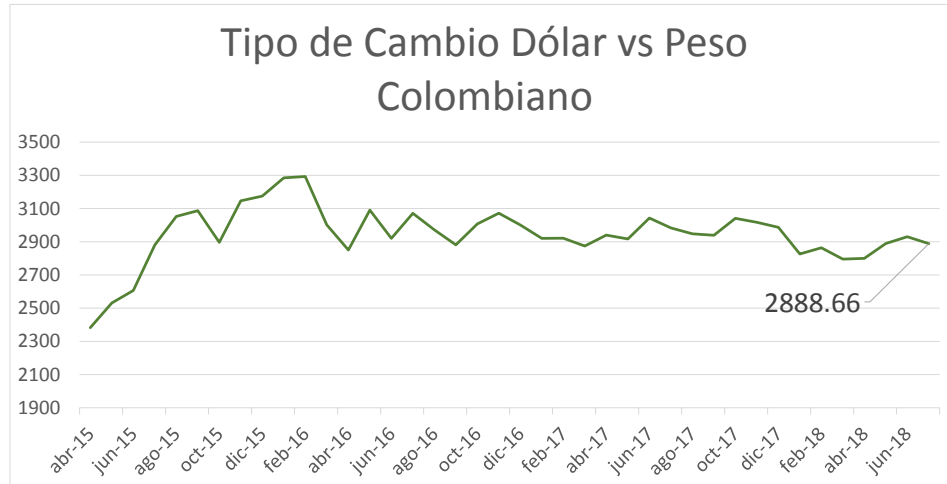


Fuente: Banco Central de la República de Colombia; Bloomberg (2018)  
Elaboración propia





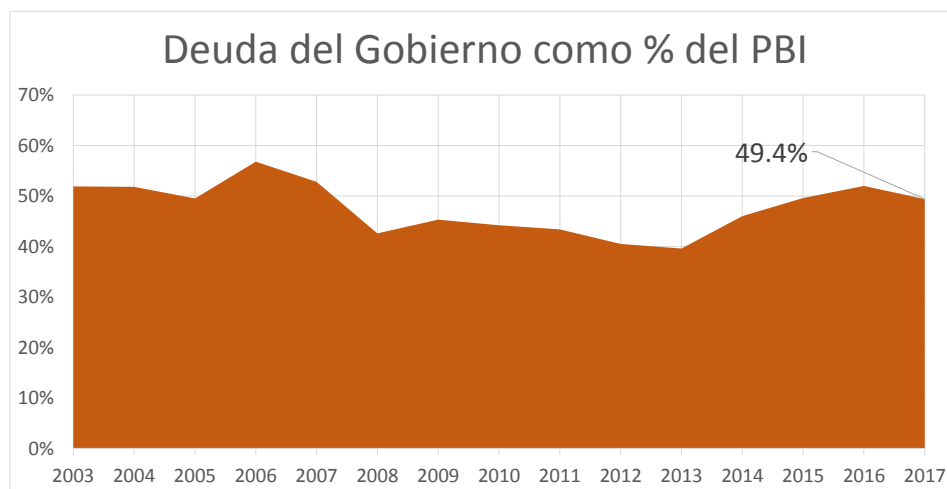
## Colombia-Tipo de Cambio



Fuente: Bloomberg (2018)  
Elaboración propia



## Colombia-Deuda del Gobierno



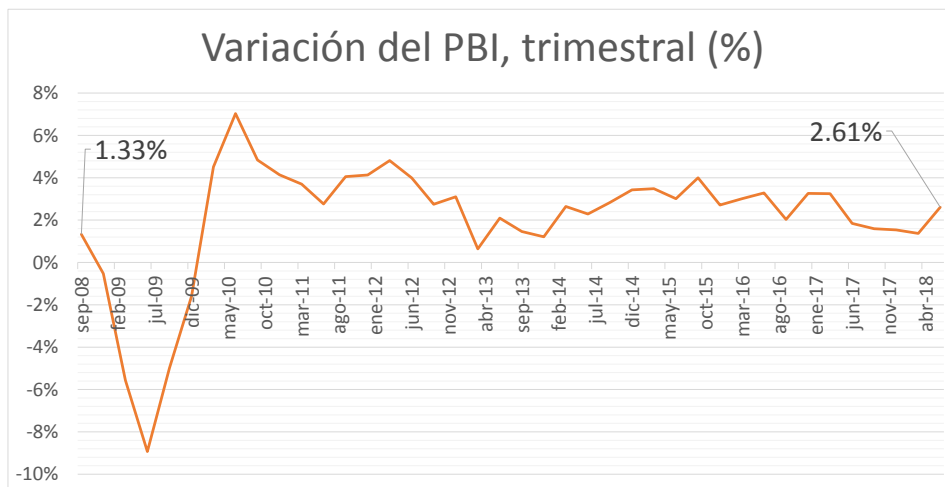
Fuente: Central Intelligence Agency; Bloomberg (2018)  
Elaboración propia







# México-PBI

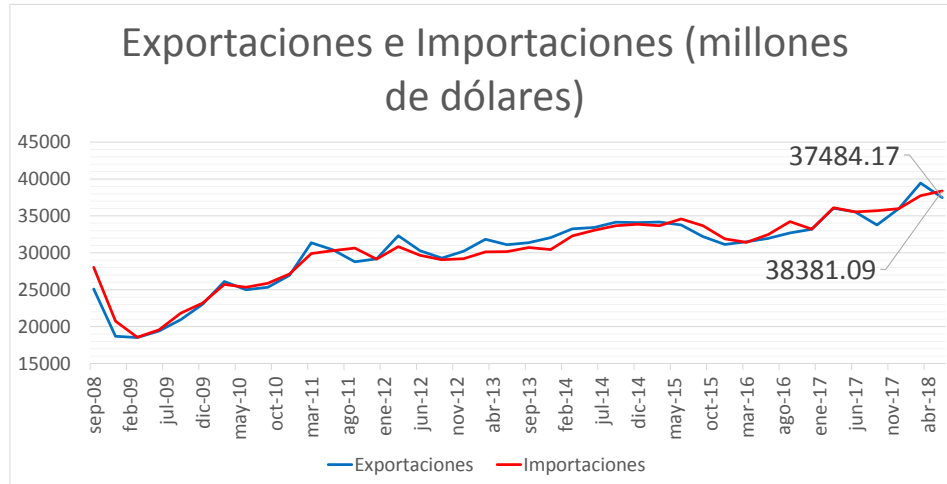


Fuente: INEGI; Bloomberg (2018)  
Elaboración propia





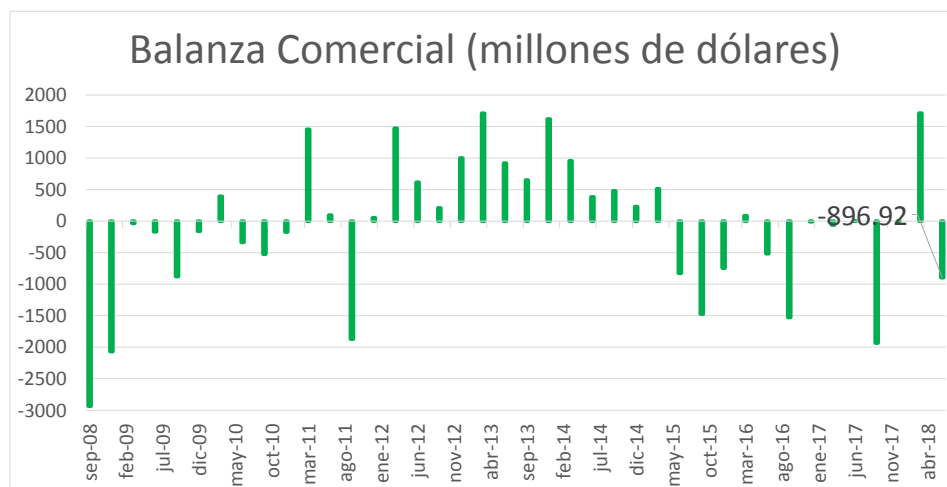
## México-Exportaciones e Importaciones



Fuente: INEGI; Bloomberg (2018)  
Elaboración propia



## México-Balanza Comercial

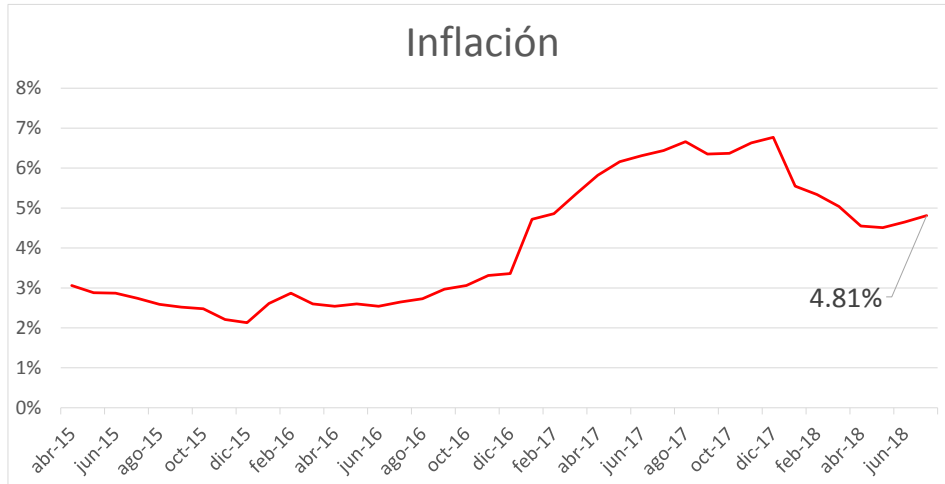


Fuente: INEGI; Bloomberg (2018)  
Elaboración propia





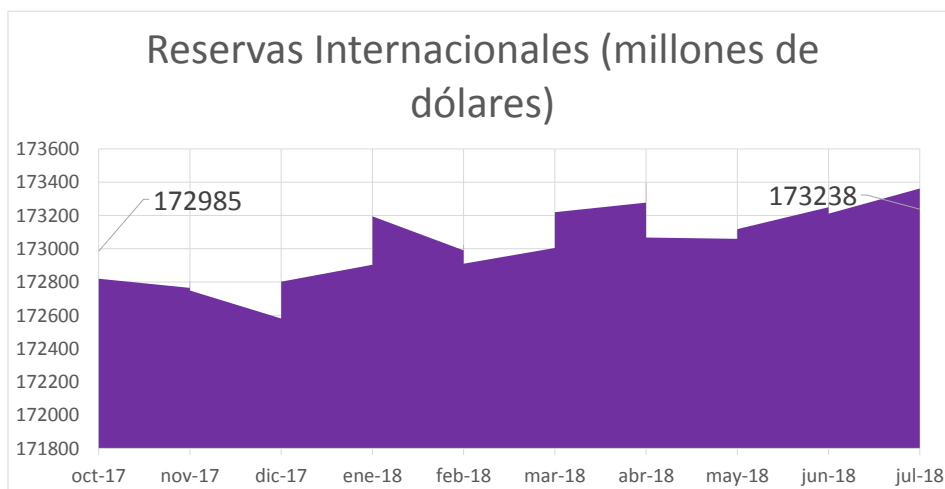
# México-Inflación



Fuente: INEGI; Bloomberg (2018)  
Elaboración propia



# México-Reservas Internacionales

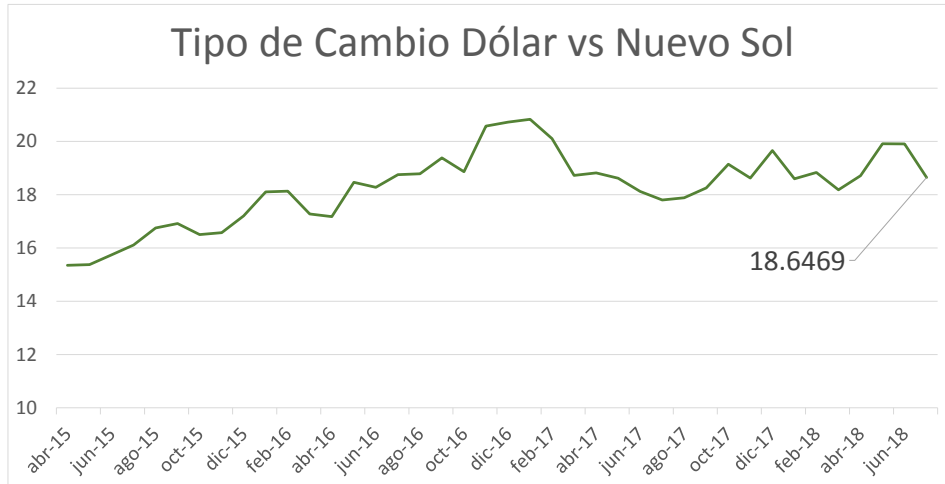


Fuente: Banco de Mexico; Bloomberg (2018)  
Elaboración propia





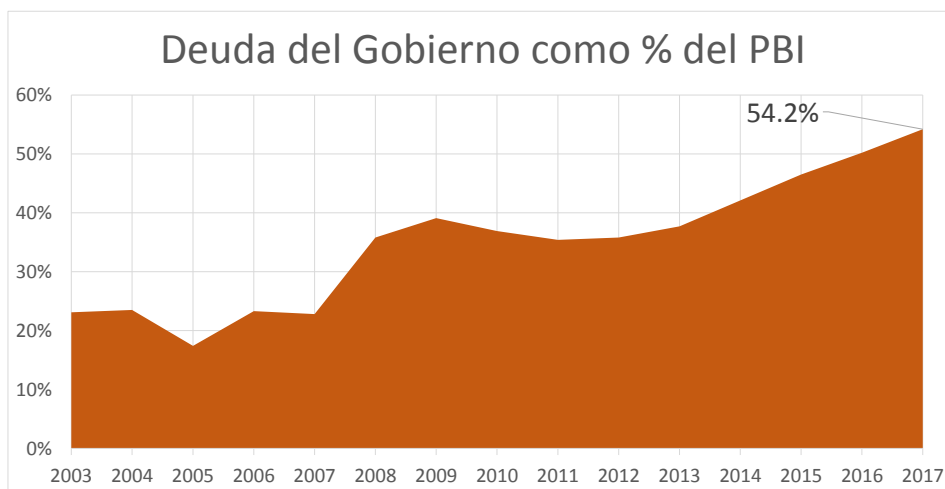
## México-Tipo de cambio



Fuente: Bloomberg (2018)  
Elaboración propia



## México-Deuda del Gobierno

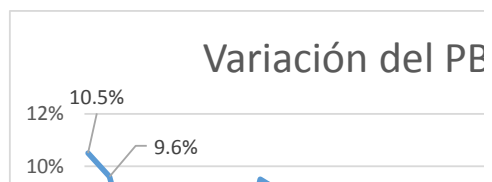


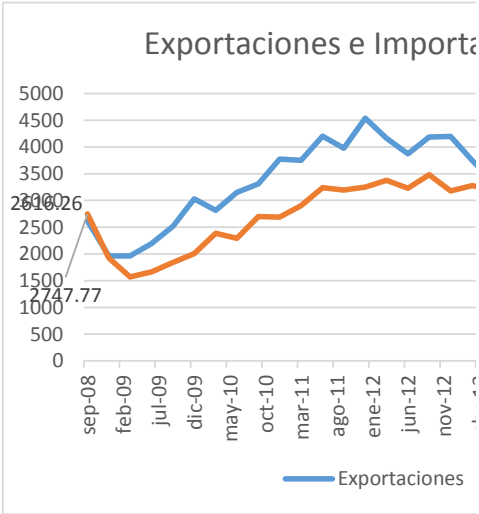
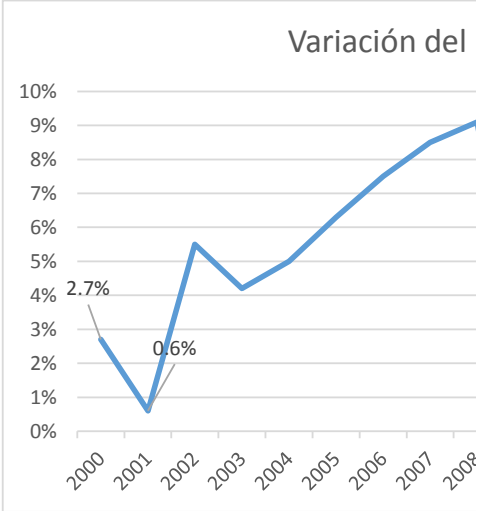
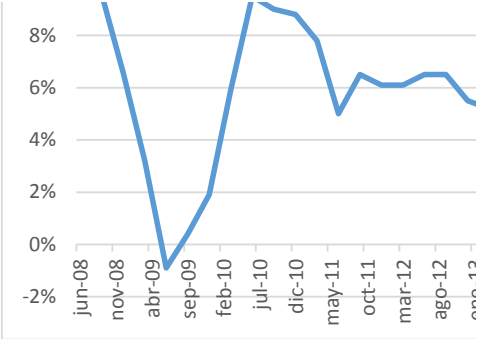
Fuente: Central Intelligence Agency; Bloomberg (2018)  
Elaboración propia



Fecha inicio 01/01/2000  
 Fecha fin 01/08/2018  
 miércoles, agosto 01, 2018  
**Fecha de hoy**  
**Día** 1  
**Mes** 8  
**Año** 2018


| Crecimiento PBI trimestral | Crecimiento P |      |
|----------------------------|---------------|------|
| PRSCYOY INDEX              | PRGYTOTL INC  |      |
| jun-08                     | 10.5%         | 2000 |
| sep-08                     | 9.6%          | 2001 |
| dic-08                     | 6.6%          | 2002 |
| mar-09                     | 3.2%          | 2003 |
| jun-09                     | -0.9%         | 2004 |
| sep-09                     | 0.4%          | 2005 |
| dic-09                     | 1.9%          | 2006 |
| mar-10                     | 5.9%          | 2007 |
| jun-10                     | 9.5%          | 2008 |
| sep-10                     | 9%            | 2009 |
| dic-10                     | 8.8%          | 2010 |
| mar-11                     | 7.8%          | 2011 |
| jun-11                     | 5%            | 2012 |
| sep-11                     | 6.5%          | 2013 |
| dic-11                     | 6.1%          | 2014 |
| mar-12                     | 6.1%          | 2015 |
| jun-12                     | 6.5%          | 2016 |
| sep-12                     | 6.5%          | 2017 |
| dic-12                     | 5.5%          |      |
| mar-13                     | 5.2%          |      |
| jun-13                     | 6.7%          |      |
| sep-13                     | 5.2%          |      |
| dic-13                     | 6.3%          |      |
| mar-14                     | 4.7%          |      |
| jun-14                     | 1.7%          |      |
| sep-14                     | 1.8%          |      |
| dic-14                     | 1.6%          |      |
| mar-15                     | 2%            |      |
| jun-15                     | 3.2%          |      |
| sep-15                     | 3.1%          |      |
| dic-15                     | 4.7%          |      |
| mar-16                     | 4.5%          |      |
| jun-16                     | 4%            |      |
| sep-16                     | 4.4%          |      |
| dic-16                     | 3%            |      |
| mar-17                     | 2.3%          |      |
| jun-17                     | 2.6%          |      |
| sep-17                     | 2.9%          |      |
| dic-17                     | 2.2%          |      |
| mar-18                     | 3.2%          |      |



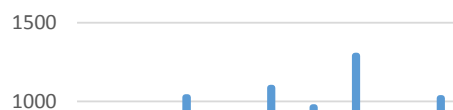


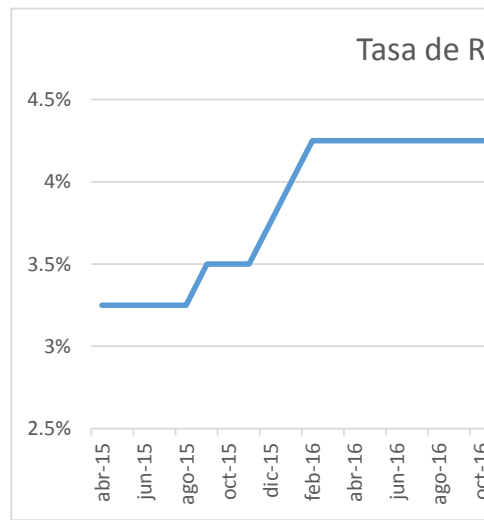
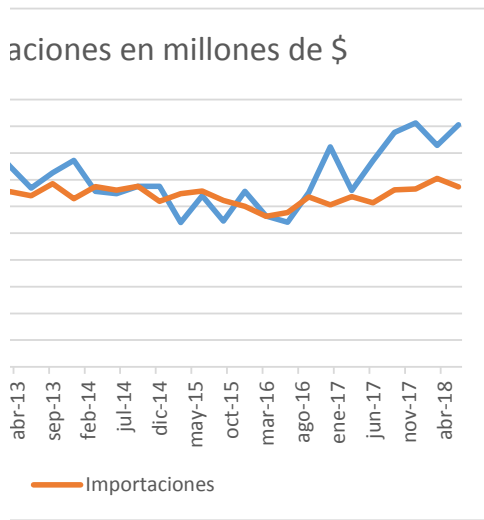
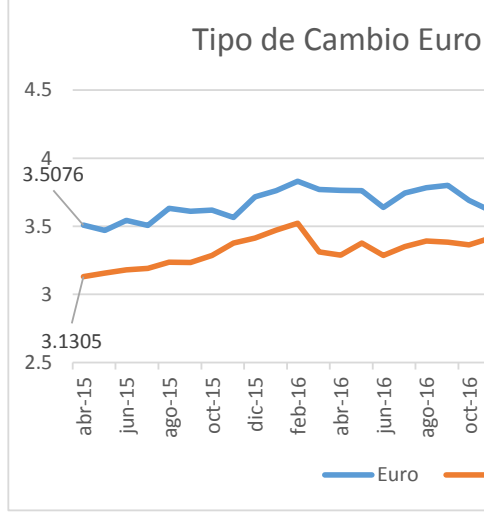
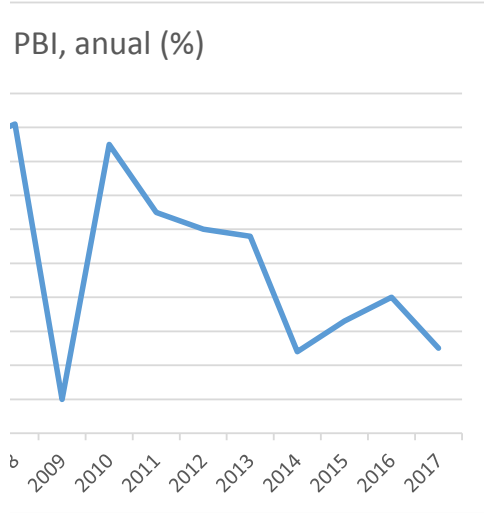
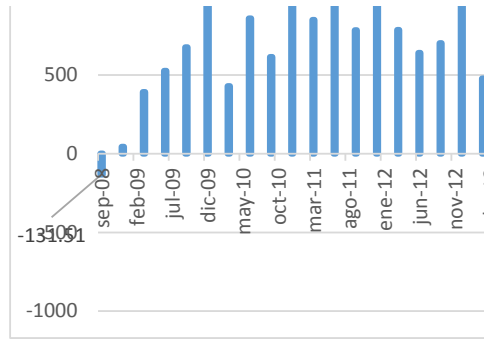
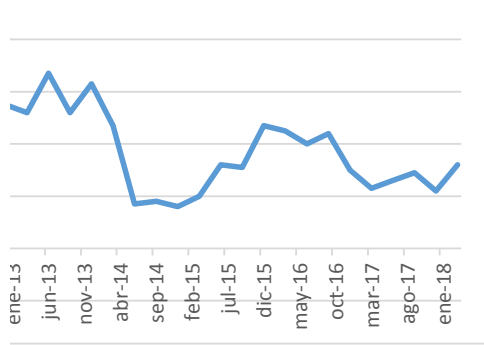
| BI anual<br>INDEX | Exportaciones \$<br>PRTREXPT INDEX | Importaciones \$<br>PRTRIMPT INDEX | Balanza Comercial \$<br>PRTRBAL INDEX |        |         |
|-------------------|------------------------------------|------------------------------------|---------------------------------------|--------|---------|
| 2.7%              | sep-08                             | 2616.26                            | 2747.77                               | sep-08 | -131.51 |
| 0.6%              | dic-08                             | 1964.29                            | 1921.36                               | dic-08 | 42.92   |
| 5.5%              | mar-09                             | 1962.66                            | 1570.21                               | mar-09 | 392.45  |
| 4.2%              | jun-09                             | 2192.34                            | 1666.60                               | jun-09 | 525.74  |
| 5%                | sep-09                             | 2519.38                            | 1842.59                               | sep-09 | 676.79  |
| 6.3%              | dic-09                             | 3031.27                            | 2005.67                               | dic-09 | 1025.6  |
| 7.5%              | mar-10                             | 2817.38                            | 2387.43                               | mar-10 | 429.95  |
| 8.5%              | jun-10                             | 3153.32                            | 2294.01                               | jun-10 | 859.31  |
| 9.1%              | sep-10                             | 3311.48                            | 2697.53                               | sep-10 | 613.96  |
| 1%                | dic-10                             | 3773                               | 2686.19                               | dic-10 | 1086.81 |
| 8.5%              | mar-11                             | 3751.35                            | 2901.99                               | mar-11 | 849.36  |
| 6.5%              | jun-11                             | 4204.13                            | 3241.60                               | jun-11 | 962.53  |
| 6%                | sep-11                             | 3977.82                            | 3192.66                               | sep-11 | 785.16  |
| 5.8%              | dic-11                             | 4539.53                            | 3249.38                               | dic-11 | 1290.16 |
| 2.4%              | mar-12                             | 4166.01                            | 3378.42                               | mar-12 | 787.59  |
| 3.3%              | jun-12                             | 3871.23                            | 3230.36                               | jun-12 | 640.87  |
| 4%                | sep-12                             | 4185.8                             | 3482.65                               | sep-12 | 703.16  |
| 2.5               | dic-12                             | 4200.28                            | 3178.82                               | dic-12 | 1021.46 |
|                   | mar-13                             | 3753.82                            | 3275.68                               | mar-13 | 478.13  |
|                   | jun-13                             | 3344.67                            | 3202.71                               | jun-13 | 141.96  |
|                   | sep-13                             | 3632.99                            | 3424.07                               | sep-13 | 208.93  |
|                   | dic-13                             | 3864.01                            | 3146.24                               | dic-13 | 717.77  |
|                   | mar-14                             | 3280.74                            | 3370.55                               | mar-14 | -89.81  |
|                   | jun-14                             | 3238.09                            | 3306.79                               | jun-14 | -68.71  |
|                   | sep-14                             | 3374.64                            | 3374.79                               | sep-14 | -0.15   |
|                   | dic-14                             | 3379.77                            | 3098.86                               | dic-14 | 280.91  |
|                   | mar-15                             | 2698.81                            | 3238.88                               | mar-15 | -540.07 |
|                   | jun-15                             | 3199.34                            | 3290.52                               | jun-15 | -91.18  |
|                   | sep-15                             | 2729.02                            | 3113.11                               | sep-15 | -384.09 |
|                   | dic-15                             | 3285.16                            | 3000.52                               | dic-15 | 284.64  |
|                   | mar-16                             | 2822.11                            | 2815.31                               | mar-16 | 6.8     |
|                   | jun-16                             | 2703.83                            | 2887.98                               | jun-16 | -184.16 |
|                   | sep-16                             | 3263.13                            | 3178.67                               | sep-16 | 84.45   |
|                   | dic-16                             | 4115.82                            | 3029.28                               | dic-16 | 1086.54 |
|                   | mar-17                             | 3297.37                            | 3182.10                               | mar-17 | 115.27  |
|                   | jun-17                             | 3856.27                            | 3066.00                               | jun-17 | 790.27  |
|                   | sep-17                             | 4382.27                            | 3311.06                               | sep-17 | 1071.21 |
|                   | dic-17                             | 4562.82                            | 3328.81                               | dic-17 | 1234.01 |
|                   | mar-18                             | 4143.51                            | 3524.55                               | mar-18 | 618.96  |
|                   | jun-18                             | 4529.89                            | 3365.52                               | jun-18 | 1164.37 |

BI, trimestral (%)



Balanza C







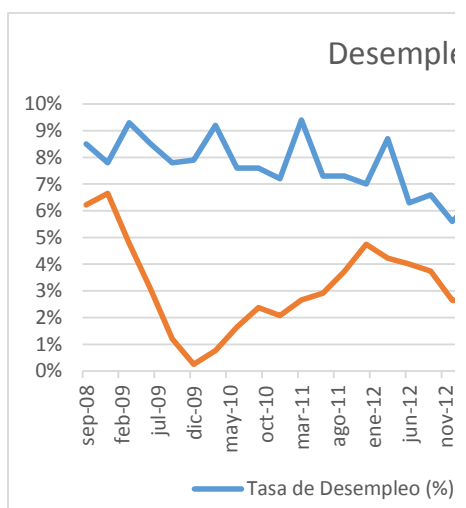
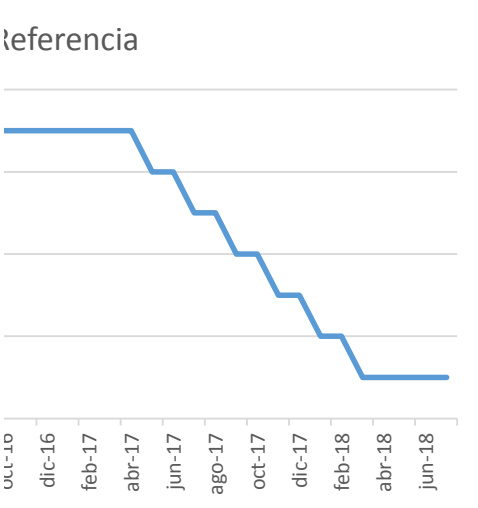
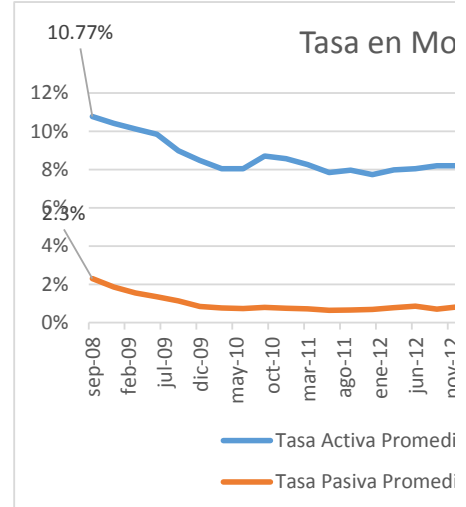
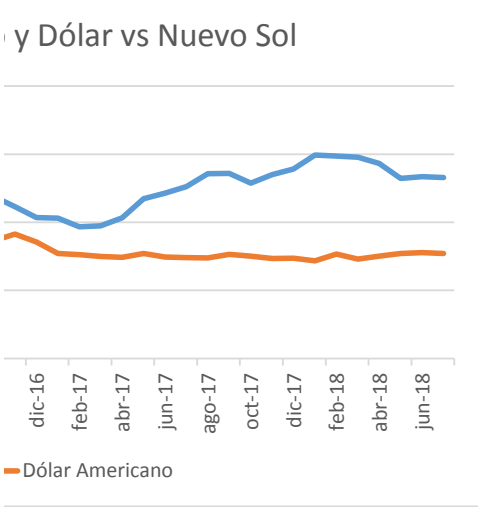
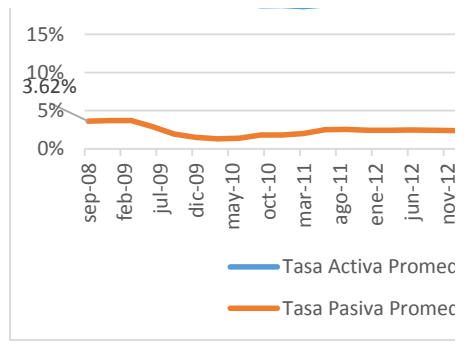
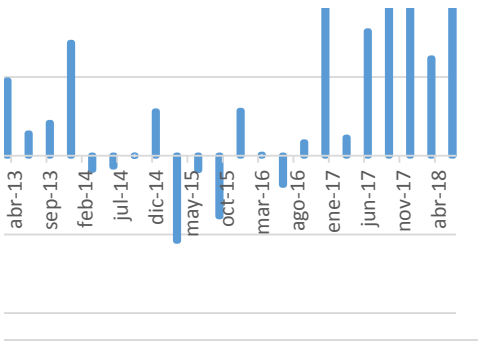
| Tipo de cambio EURPEN |        | Tipo de cambio USDPEN |        | Tasa de referencia Peru |       | TAMN        |  |
|-----------------------|--------|-----------------------|--------|-------------------------|-------|-------------|--|
| EURPEN CURRENCY       |        | USDPEN CURRENCY       |        | PRRRONUS INDEX          |       | PRTAMN INDE |  |
| abr-15                | 3.5076 | abr-15                | 3.1305 | abr-15                  | 3.25% | sep-08      |  |
| may-15                | 3.4694 | may-15                | 3.1568 | may-15                  | 3.25% | dic-08      |  |
| jun-15                | 3.5425 | jun-15                | 3.1795 | jun-15                  | 3.25% | mar-09      |  |
| jul-15                | 3.5073 | jul-15                | 3.191  | jul-15                  | 3.25% | jun-09      |  |
| ago-15                | 3.6314 | ago-15                | 3.2365 | ago-15                  | 3.25% | sep-09      |  |
| sep-15                | 3.611  | sep-15                | 3.2335 | sep-15                  | 3.5%  | dic-09      |  |
| oct-15                | 3.6188 | oct-15                | 3.287  | oct-15                  | 3.5%  | mar-10      |  |
| nov-15                | 3.5659 | nov-15                | 3.3759 | nov-15                  | 3.5%  | jun-10      |  |
| dic-15                | 3.7161 | dic-15                | 3.414  | dic-15                  | 3.75% | sep-10      |  |
| ene-16                | 3.7625 | ene-16                | 3.4725 | ene-16                  | 4%    | dic-10      |  |
| feb-16                | 3.83   | feb-16                | 3.5225 | feb-16                  | 4.25% | mar-11      |  |
| mar-16                | 3.7696 | mar-16                | 3.313  | mar-16                  | 4.25% | jun-11      |  |
| abr-16                | 3.7632 | abr-16                | 3.2875 | abr-16                  | 4.25% | sep-11      |  |
| may-16                | 3.7621 | may-16                | 3.377  | may-16                  | 4.25% | dic-11      |  |
| jun-16                | 3.6385 | jun-16                | 3.2855 | jun-16                  | 4.25% | mar-12      |  |
| jul-16                | 3.7432 | jul-16                | 3.352  | jul-16                  | 4.25% | jun-12      |  |
| ago-16                | 3.7832 | ago-16                | 3.392  | ago-16                  | 4.25% | sep-12      |  |
| sep-16                | 3.7996 | sep-16                | 3.3835 | sep-16                  | 4.25% | dic-12      |  |
| oct-16                | 3.6904 | oct-16                | 3.3635 | oct-16                  | 4.25% | mar-13      |  |
| nov-16                | 3.6151 | nov-16                | 3.4135 | nov-16                  | 4.25% | jun-13      |  |
| dic-16                | 3.5342 | dic-16                | 3.356  | dic-16                  | 4.25% | sep-13      |  |
| ene-17                | 3.5299 | ene-17                | 3.2715 | ene-17                  | 4.25% | dic-13      |  |
| feb-17                | 3.467  | feb-17                | 3.262  | feb-17                  | 4.25% | mar-14      |  |
| mar-17                | 3.4736 | mar-17                | 3.2485 | mar-17                  | 4.25% | jun-14      |  |
| abr-17                | 3.5334 | abr-17                | 3.2438 | abr-17                  | 4.25% | sep-14      |  |
| may-17                | 3.6735 | may-17                | 3.2705 | may-17                  | 4%    | dic-14      |  |
| jun-17                | 3.7143 | jun-17                | 3.245  | jun-17                  | 4%    | mar-15      |  |
| jul-17                | 3.7608 | jul-17                | 3.24   | jul-17                  | 3.75% | jun-15      |  |
| ago-17                | 3.8567 | ago-17                | 3.2395 | ago-17                  | 3.75% | sep-15      |  |
| sep-17                | 3.8579 | sep-17                | 3.2655 | sep-17                  | 3.5%  | dic-15      |  |
| oct-17                | 3.7884 | oct-17                | 3.2505 | oct-17                  | 3.5%  | mar-16      |  |
| nov-17                | 3.8501 | nov-17                | 3.2335 | nov-17                  | 3.25% | jun-16      |  |
| dic-17                | 3.8912 | dic-17                | 3.2374 | dic-17                  | 3.25% | sep-16      |  |
| ene-18                | 3.9934 | ene-18                | 3.216  | ene-18                  | 3%    | dic-16      |  |
| feb-18                | 3.9853 | feb-18                | 3.2663 | feb-18                  | 3%    | mar-17      |  |
| mar-18                | 3.9769 | mar-18                | 3.2298 | mar-18                  | 2.75% | jun-17      |  |
| abr-18                | 3.9329 | abr-18                | 3.2525 | abr-18                  | 2.75% | sep-17      |  |
| may-18                | 3.823  | may-18                | 3.2715 | may-18                  | 2.75% | dic-17      |  |
| jun-18                | 3.8354 | jun-18                | 3.2765 | jun-18                  | 2.75% | mar-18      |  |
| jul-18                | 3.8285 | jul-18                | 3.2717 | jul-18                  | 2.75% | jun-18      |  |

Comercial



Tasas en M



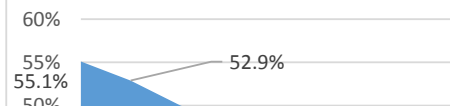


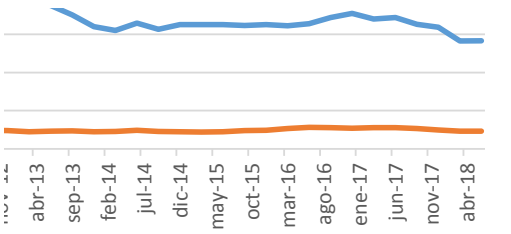
| X | TIPMN         |       | TAMEX         |        | TIPMEX         |  |
|---|---------------|-------|---------------|--------|----------------|--|
|   | PRTIPMN INDEX |       | PRTAMEX INDEX |        | PRTIPMEX INDEX |  |
|   | 24.62%        | 3.62% | sep-08        | 10.77% | 2.3%           |  |
|   | 23.12%        | 3.69% | dic-08        | 10.41% | 1.86%          |  |
|   | 22.54%        | 3.71% | mar-09        | 10.12% | 1.55%          |  |
|   | 20.88%        | 2.88% | jun-09        | 9.84%  | 1.35%          |  |
|   | 20.39%        | 1.92% | sep-09        | 8.98%  | 1.14%          |  |
|   | 20.04%        | 1.52% | dic-09        | 8.48%  | 0.84%          |  |
|   | 19.48%        | 1.32% | mar-10        | 8.04%  | 0.76%          |  |
|   | 19.36%        | 1.41% | jun-10        | 8.04%  | 0.74%          |  |
|   | 18.74%        | 1.82% | sep-10        | 8.7%   | 0.8%           |  |
|   | 18.78%        | 1.81% | dic-10        | 8.56%  | 0.75%          |  |
|   | 18.61%        | 2.01% | mar-11        | 8.26%  | 0.72%          |  |
|   | 18.84%        | 2.5%  | jun-11        | 7.85%  | 0.64%          |  |
|   | 19.01%        | 2.57% | sep-11        | 7.97%  | 0.66%          |  |
|   | 19.07%        | 2.42% | dic-11        | 7.73%  | 0.69%          |  |
|   | 19.23%        | 2.43% | mar-12        | 7.98%  | 0.78%          |  |
|   | 19.7%         | 2.46% | jun-12        | 8.04%  | 0.85%          |  |
|   | 19.38%        | 2.45% | sep-12        | 8.19%  | 0.7%           |  |
|   | 19.06%        | 2.39% | dic-12        | 8.19%  | 0.83%          |  |
|   | 19.2%         | 2.26% | mar-13        | 8.71%  | 0.98%          |  |
|   | 18.77%        | 2.33% | jun-13        | 8.52%  | 0.61%          |  |
|   | 17.53%        | 2.37% | sep-13        | 8.19%  | 0.47%          |  |
|   | 16.02%        | 2.23% | dic-13        | 7.96%  | 0.4%           |  |
|   | 15.49%        | 2.27% | mar-14        | 7.7%   | 0.34%          |  |
|   | 16.46%        | 2.43% | jun-14        | 7.28%  | 0.35%          |  |
|   | 15.65%        | 2.29% | sep-14        | 7.57%  | 0.36%          |  |
|   | 16.26%        | 2.26% | dic-14        | 7.6%   | 0.37%          |  |
|   | 16.26%        | 2.21% | mar-15        | 7.66%  | 0.36%          |  |
|   | 16.29%        | 2.26% | jun-15        | 7.75%  | 0.32%          |  |
|   | 16.17%        | 2.38% | sep-15        | 7.67%  | 0.29%          |  |
|   | 16.26%        | 2.42% | dic-15        | 7.89%  | 0.33%          |  |
|   | 16.12%        | 2.68% | mar-16        | 7.68%  | 0.31%          |  |
|   | 16.37%        | 2.81% | jun-16        | 7.75%  | 0.32%          |  |
|   | 17.19%        | 2.77% | sep-16        | 7.78%  | 0.33%          |  |
|   | 17.73%        | 2.71% | dic-16        | 7.45%  | 0.33%          |  |
|   | 17%           | 2.78% | mar-17        | 7.36%  | 0.42%          |  |
|   | 17.2%         | 2.79% | jun-17        | 7.01%  | 0.45%          |  |
|   | 16.32%        | 2.66% | sep-17        | 6.71%  | 0.54%          |  |
|   | 15.91%        | 2.48% | dic-17        | 6.65%  | 0.57%          |  |
|   | 14.13%        | 2.31% | mar-18        | 7.16%  | 0.62%          |  |
|   | 14.15%        | 2.32% | jun-18        | 7.42%  | 0.7%           |  |

oneda Nacional

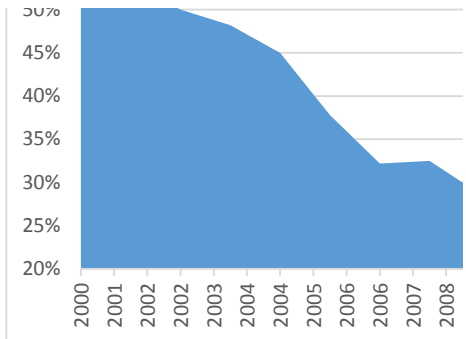


Deuda Exterr

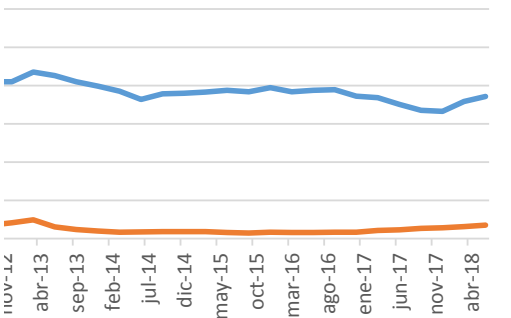




Ratio en Moneda Nacional (TAMN)  
Ratio en Moneda Nacional (TIPMN)

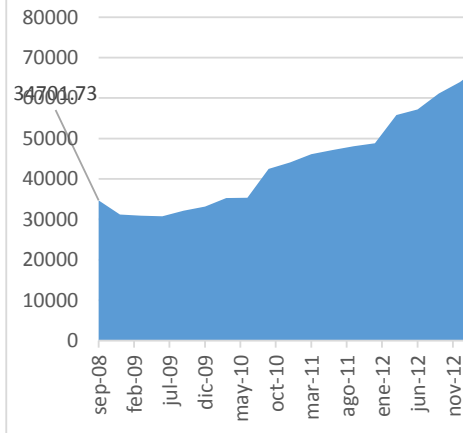


### Moneda Extranjera

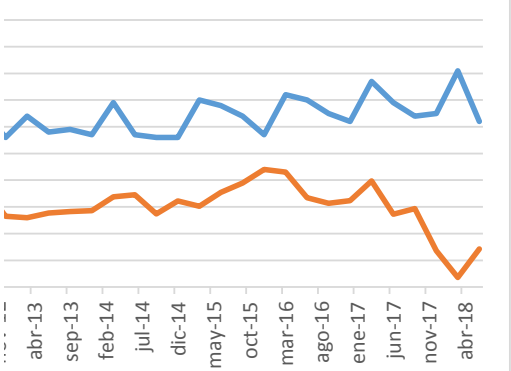


Ratio en Moneda Extranjera (TAMEX)  
Ratio en Moneda Extranjera (TIPMEX)

### Reservas Internacio

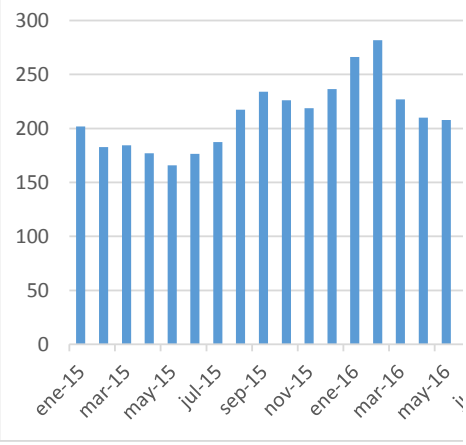


### Deuda e Inflación




IPC Lima (var% 12 meses)

### Riesgo



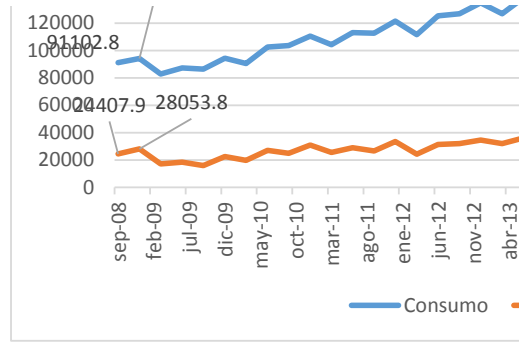
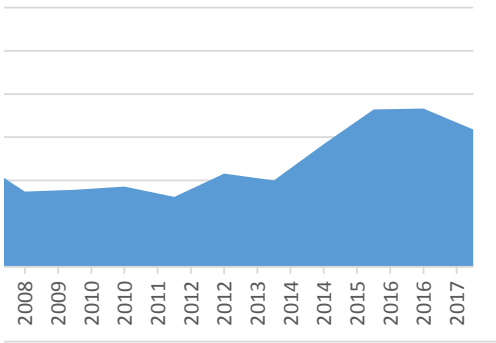
| Desempleo<br>PRUEUER INDEX | Inflacion<br>PRCPYOY INDEX | External Debt as % of GDP<br>PEEXPGDP INDEX | RIN<br>PRRSCB INDEX |        |
|----------------------------|----------------------------|---|---------------------|--------|
| sep-08                     | 8.5%                       | 2000  | 55.1%               | sep-08 |
| dic-08                     | 7.8%                       | 2001  | 52.9%               | dic-08 |
| mar-09                     | 9.3%                       | 2002  | 50%                 | mar-09 |
| jun-09                     | 8.5%                       | 2003  | 48.2%               | jun-09 |
| sep-09                     | 7.8%                       | 2004  | 45%                 | sep-09 |
| dic-09                     | 7.9%                       | 2005  | 37.8%               | dic-09 |
| mar-10                     | 9.2%                       | 2006  | 32.2%               | mar-10 |
| jun-10                     | 7.6%                       | 2007  | 32.5%               | jun-10 |
| sep-10                     | 7.6%                       | 2008  | 28.7%               | sep-10 |
| dic-10                     | 7.2%                       | 2009  | 28.9%               | dic-10 |
| mar-11                     | 9.4%                       | 2010  | 29.3%               | mar-11 |
| jun-11                     | 7.3%                       | 2011  | 28.1%               | jun-11 |
| sep-11                     | 7.3%                       | 2012  | 30.8%               | sep-11 |
| dic-11                     | 7%                         | 2013  | 30%                 | dic-11 |
| mar-12                     | 8.7%                       | 2014  | 34.2%               | mar-12 |
| jun-12                     | 6.3%                       | 2015  | 38.2%               | jun-12 |
| sep-12                     | 6.6%                       | 2016  | 38.3%               | sep-12 |
| dic-12                     | 5.6%                       | 2017  | 35.9%               | dic-12 |
| mar-13                     | 6.4%                       |   |                     | mar-13 |
| jun-13                     | 5.8%                       |   |                     | jun-13 |
| sep-13                     | 5.9%                       |   |                     | sep-13 |
| dic-13                     | 5.7%                       |   |                     | dic-13 |
| mar-14                     | 6.9%                       |   |                     | mar-14 |
| jun-14                     | 5.7%                       |   |                     | jun-14 |
| sep-14                     | 5.6%                       |   |                     | sep-14 |
| dic-14                     | 5.6%                       |   |                     | dic-14 |
| mar-15                     | 7%                         |   |                     | mar-15 |
| jun-15                     | 6.8%                       |   |                     | jun-15 |
| sep-15                     | 6.4%                       |   |                     | sep-15 |
| dic-15                     | 5.7%                       |   |                     | dic-15 |
| mar-16                     | 7.2%                       |   |                     | mar-16 |
| jun-16                     | 7%                         |   |                     | jun-16 |
| sep-16                     | 6.5%                       |   |                     | sep-16 |
| dic-16                     | 6.2%                       |   |                     | dic-16 |
| mar-17                     | 7.7%                       |   |                     | mar-17 |
| jun-17                     | 6.9%                       |   |                     | jun-17 |
| sep-17                     | 6.4%                       |   |                     | sep-17 |
| dic-17                     | 6.5%                       |   |                     | dic-17 |
| mar-18                     | 8.1%                       |   |                     | mar-18 |
| jun-18                     | 6.2%                       |   |                     | jun-18 |

ra sobre PBI (%)

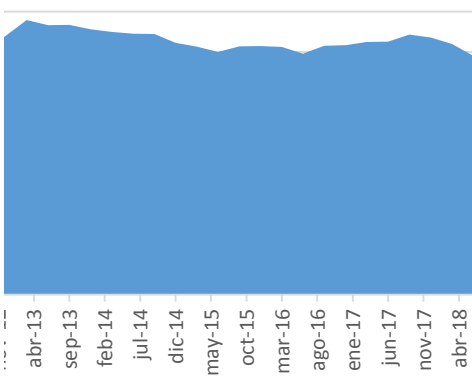


Consumo e Inversión e

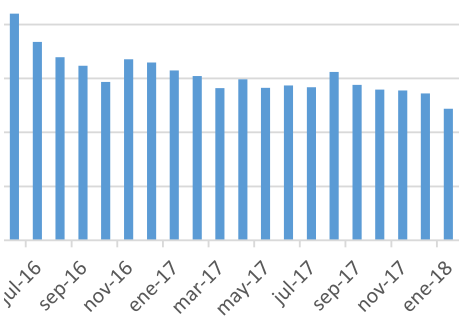




### Consumos en Billones de \$



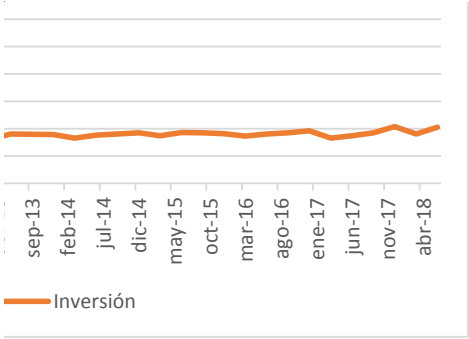
### Consumo por País



|          | EMBIG+                 |     | Consumo        |          |
|----------|------------------------|-----|----------------|----------|
|          | sacar del pulso diario |     | PRSRDEMD INDEX |          |
| 34701.73 | ene-15                 | 202 | sep-08         | 91102.8  |
| 31195.89 | feb-15                 | 183 | dic-08         | 94196.7  |
| 30929.46 | mar-15                 | 184 | mar-09         | 82834.4  |
| 30790.45 | abr-15                 | 177 | jun-09         | 87356.3  |
| 32129.93 | may-15                 | 166 | sep-09         | 86470.3  |
| 33135.02 | jun-15                 | 177 | dic-09         | 94448.5  |
| 35268.63 | jul-15                 | 187 | mar-10         | 90599.1  |
| 35341.39 | ago-15                 | 217 | jun-10         | 102582   |
| 42464.38 | sep-15                 | 234 | sep-10         | 103668.4 |
| 44105.06 | oct-15                 | 226 | dic-10         | 110532.4 |
| 46126.68 | nov-15                 | 219 | mar-11         | 104236.1 |
| 47151.69 | dic-15                 | 236 | jun-11         | 113154.4 |
| 48067.79 | ene-16                 | 266 | sep-11         | 112563.4 |
| 48815.92 | feb-16                 | 282 | dic-11         | 121448.5 |
| 55788.97 | mar-16                 | 227 | mar-12         | 111573.1 |
| 57224.88 | abr-16                 | 210 | jun-12         | 125246.4 |
| 61160.62 | may-16                 | 208 | sep-12         | 126928.6 |
| 63991.44 | jun-16                 | 210 | dic-12         | 134869.6 |
| 67918.1  | jul-16                 | 184 | mar-13         | 126945.2 |
| 66682.73 | ago-16                 | 170 | jun-13         | 138510.3 |
| 66729.28 | sep-16                 | 162 | sep-13         | 139694.1 |
| 65663.1  | oct-16                 | 147 | dic-13         | 145097   |
| 64953.75 | nov-16                 | 168 | mar-14         | 136763   |
| 64581.15 | dic-16                 | 165 | jun-14         | 145879.5 |
| 64452.89 | ene-17                 | 157 | sep-14         | 147404.6 |
| 62308.1  | feb-17                 | 152 | dic-14         | 153686.3 |
| 61323.24 | mar-17                 | 141 | mar-15         | 145868   |
| 60017.21 | abr-17                 | 149 | jun-15         | 157314.2 |
| 61439.47 | may-17                 | 141 | sep-15         | 157741.8 |
| 61484.89 | jun-17                 | 144 | dic-15         | 165064.5 |
| 61280.64 | jul-17                 | 142 | mar-16         | 155914.3 |
| 59563.99 | ago-17                 | 156 | jun-16         | 164346.5 |
| 61574.95 | sep-17                 | 144 | sep-16         | 165629.3 |
| 61685.54 | oct-17                 | 140 | dic-16         | 171119.6 |
| 62487.1  | nov-17                 | 139 | mar-17         | 159539   |
| 62601.16 | dic-17                 | 136 | jun-17         | 169812.6 |
| 64359.68 | ene-18                 | 122 | sep-17         | 173282.6 |
| 63621.05 |                        |     | dic-17         | 181101.5 |
| 62032.21 |                        |     | mar-18         | 168107.2 |
| 59079.35 |                        |     | jun-18         | 183034.1 |

en millones de soles







Inversiones  
PRSRINVT INDEX

24407.9  
28053.8  
17122.2  
18417.6  
15914  
22456.6  
19628  
26966.3  
24935  
30901.4  
25533.4  
29066.5  
26631.5  
33413.8  
24250.2  
31380.3  
31897.9  
34629.7  
32019.9  
36155.4  
35771  
35652.4  
32950.6  
35158.7  
36030.9  
36981.3  
34855.7  
37134.9  
36830.6  
36354  
34477.1  
36075.7  
36833.3  
38533  
33019.1  
34860.1  
36991.1  
41476.1  
36066.4  
41107.3